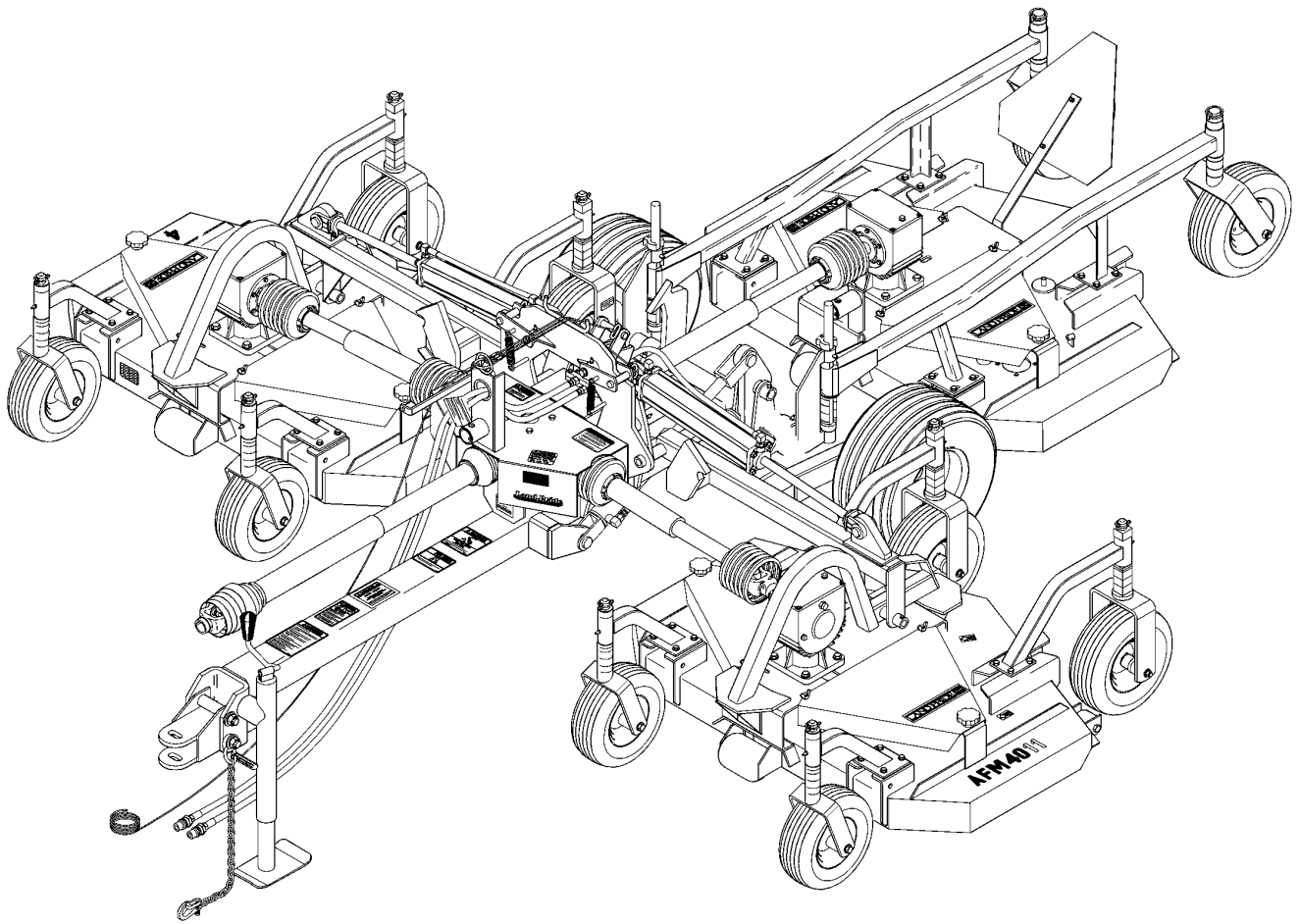


# All-Flex Mower

## AFM4011 And AFM40133



16683

### **315-470P** **Parts Manual**



Read the Operator's manual entirely. When you see this symbol, the subsequent instructions and warnings are serious - follow without exception. Your life and the lives of others depend on it!

© Copyright 2008 Printed 04/02/08

Cover photo may show optional equipment not supplied with standard unit.





# Table of Contents

<b>Section 1: Introduction.....</b>	<b>4</b>	<b>Section 6: Gearboxes.....</b>	<b>68</b>
Using This Manual.....	4	Gearbox 4-Way Splitter (826-124C) Comer (S/N	
Manual Replacement Information.....	4	125860-).....	68
Manual Revisions.....	4	Gearbox 4-Way Splitter (826-097C) Comer (S/N 125861 to	
Touch-up Paint.....	4	272759).....	70
Hardware Legend.....	5	Gearbox 4-Way Splitter (826-274C) OMNI (S/N	
Replacement Hardware.....	5	272760+).....	72
Serial Numbers.....	5	Gearbox Center & Right Deck (826-123C) ITG (S/N	
Part Number Service Coding.....	5	214221-).....	74
<b>Section 2: Frame.....</b>	<b>6</b>	Gearbox Center & Right Deck (826-205C) OMNI (S/N 214222	
Center Deck Pivot.....	6	to 340848).....	76
Pull Latch Cord Lock-Up.....	8	Gearbox Center & Right Deck (826-295C) OMNI (S/N 214222	
Right Hand and Left Hand Deck Pivot.....	10	to 340848).....	78
Transport Frame.....	12	Gearbox Center & Right Deck (826-327C) Comer Service	
Transport Frame Tire and Hub.....	14	Only.....	80
<b>Section 3: Drivelines.....</b>	<b>16</b>	Gearbox Left Deck (826-085C) IEG (S/N 214221-).....	82
Driveline Arrangement.....	16	Gearbox Left Deck (826-206C) OMNI (S/N 214222 to	
Driveline Center Deck (826-127C) Walterscheid.....	18	340848).....	84
Driveline CV (826-125C) Walterscheid.....	20	Gearbox Left Deck (826-296C) OMNI (S/N 214222 to	
Driveline Left & Right Hand Deck Deck (826-126C)		340848).....	86
Walterscheid.....	22	Gearbox Left Deck (826-326C) Comer Service Only.....	88
Friction Clutch (053313).....	24	<b>Section 7: Hydraulics.....</b>	<b>90</b>
<b>Section 4: Decks.....</b>	<b>26</b>	Folding Hydraulics.....	90
Belt Drive Center (S/N 239258+).....	26	Hydraulic Cylinder (810-150C) Midway.....	92
Belt Drive Center and Right Hand (S/N 212180-).....	28	Hydraulic Cylinder (810-150C) Red Lion.....	94
Belt Drive Center and Right Hand (S/N 212181 to		<b>Section 8: Labels.....</b>	<b>96</b>
239257).....	30	Label Placement.....	96
Belt Drive Left Hand Deck (S/N 212180-).....	32	Safety Label Placement.....	98
Belt Drive Left Hand Deck (S/N 212181 to 239257).....	34	<b>Part Number Index.....</b>	<b>100</b>
Belt Drive Left Hand Deck (S/N 239258+).....	36		
Belt Drive Right Hand (S/N 239258+).....	38		
Channel Center Deck.....	40		
Channel Left Hand Deck.....	42		
Channel Right Hand Deck.....	44		
Deck and Roller.....	46		
<b>Section 5: Gauge Wheels.....</b>	<b>48</b>		
Gauge Wheel Castered (176349-).....	48		
Gauge Wheel Castered (S/N 176350 to 225159-).....	50		
Gauge Wheel Center Deck (S/N 225159-).....	52		
Gauge Wheel Center Deck (S/N 225160+).....	54		
Gauge Wheel Left & Right Hand Deck (S/N 225159-).....	56		
Gauge Wheel Left & Right Hand Deck (S/N 225160+).....	58		
Gauge Wheel Non-Castered (S/N 176349-).....	60		
Gauge Wheel Non-Castered (S/N 176350 to 225159).....	62		
Gauge Wheel Tire (814-071C) (814-117C).....	64		
Gauge Wheel Tire (814-144C) (S/N 225159-) (814-172C)			
(S/N 225160).....	66		

© Copyright 2008. All rights reserved.

Land Pride provides this publication "as is" without warranty of any kind, either expressed or implied. While every precaution has been taken in the preparation of this manual, Land Pride assumes no responsibility for errors or omissions. Neither is any liability assumed for damages resulting from the use of the information contained herein. Land Pride reserves the right to revise and improve its products as it sees fit. This publication describes the state of this product at the time of its publication, and may not reflect the product in the future. The illustrations in this manual are not intended for safe and proper assembly or disassembly of equipment. The illustrations are intended for ordering parts only.

Land Pride is registered trademark.

All other brands and product names are trademarks or registered trademarks of their respective holders.

Printed in the United States of America.



# Alphabetized Table of Contents

<b>B</b>	Belt Drive Center (S/N 239258+).....26	Gearbox Left Deck (826-206C) OMNI (S/N 214222 to 340848).....84
	Belt Drive Center and Right Hand (S/N 212180-).....28	Gearbox Left Deck (826-296C) OMNI (S/N 214222 to 340848).....86
	Belt Drive Center and Right Hand (S/N 212181 to 239257).....30	Gearbox Left Deck (826-326C) Comer Service Only....88
	Belt Drive Left Hand Deck (S/N 212180-).....32	<b>H</b>
	Belt Drive Left Hand Deck (S/N 212181 to 239257).....34	Hydraulic Cylinder (810-150C) Midway.....92
	Belt Drive Left Hand Deck (S/N 239258+).....36	Hydraulic Cylinder (810-150C) Red Lion.....94
	Belt Drive Right Hand (S/N 239258+).....38	<b>L</b>
<b>C</b>	Center Deck Pivot.....6	Label Placement.....96
	Channel Center Deck.....40	<b>P</b>
	Channel Left Hand Deck.....42	Pull Latch Cord Lock-Up.....8
	Channel Right Hand Deck.....44	<b>R</b>
<b>D</b>	Deck and Roller.....46	Right Hand and Left Hand Deck Pivot.....10
	Driveline Arrangement.....16	<b>S</b>
	Driveline Center Deck (826-127C) Walterscheid.....18	Safety Label Placement.....98
	Driveline CV (826-125C) Walterscheid.....20	<b>T</b>
	Driveline Left & Right Hand Deck Deck (826-126C) Walterscheid.....22	Transport Frame.....12
<b>F</b>	Folding Hydraulics.....90	Transport Frame Tire and Hub.....14
	Friction Clutch (053313).....24	
<b>G</b>	Gauge Wheel Castered (176349-).....48	
	Gauge Wheel Castered (S/N 176350 to 225159-).....50	
	Gauge Wheel Center Deck (S/N 225159-).....52	
	Gauge Wheel Center Deck (S/N 225160+).....54	
	Gauge Wheel Left & Right Hand Deck (S/N 225159-)..56	
	Gauge Wheel Left & Right Hand Deck (S/N 225160+).....58	
	Gauge Wheel Non-Castered (S/N 176349-).....60	
	Gauge Wheel Non-Castered (S/N 176350 to 225159)..62	
	Gauge Wheel Tire (814-071C) (814-117C).....64	
	Gauge Wheel Tire (814-144C) (S/N 225159-) (814-172C) (S/N 225160).....66	
	Gearbox 4-Way Splitter (826-124C) Comer (S/N 125860-).....68	
	Gearbox 4-Way Splitter (826-097C) Comer (S/N 125861 to 272759).....70	
	Gearbox 4-Way Splitter (826-274C) OMNI (S/N 272760+).....72	
	Gearbox Center & Right Deck (826-123C) ITG (S/N 214221-).....74	
	Gearbox Center & Right Deck (826-205C) OMNI (S/N 214222 to 340848).....76	
	Gearbox Center & Right Deck (826-295C) OMNI (S/N 214222 to 340848).....78	
	Gearbox Center & Right Deck (826-327C) Comer Service Only.....80	
	Gearbox Left Deck (826-085C) IEG (S/N 214221-).....82	

# General Information

## Using This Manual

This manual is divided into sections. The first section contains General Information. The remaining sections divide the machine into segments (i.e. Frames, Drives, Hydraulics, etc.) which illustrate and list all parts. A Parts Number Index is located at the back of the book.

The Land Pride parts in this manual are specially designed for this machine and should be replaced with Land Pride parts only.

The information in this manual is current at time of printing. Some parts may change to assure top performance.

Right-hand and left-hand as used in this manual are determined by facing the direction the machine will travel while in use.

Below is an example of two facing pages from a parts manual. Familiarize yourself with the type of information contained on these pages.

## Manual Replacement Information

Replacement manuals are available. Refer to our website at [www.landpride.com](http://www.landpride.com), the Land Pride Support Center CD or e-mail us at [lit@landpride.com](mailto:lit@landpride.com) for additional information. Our website continues to provide the most up-to-date manuals available.

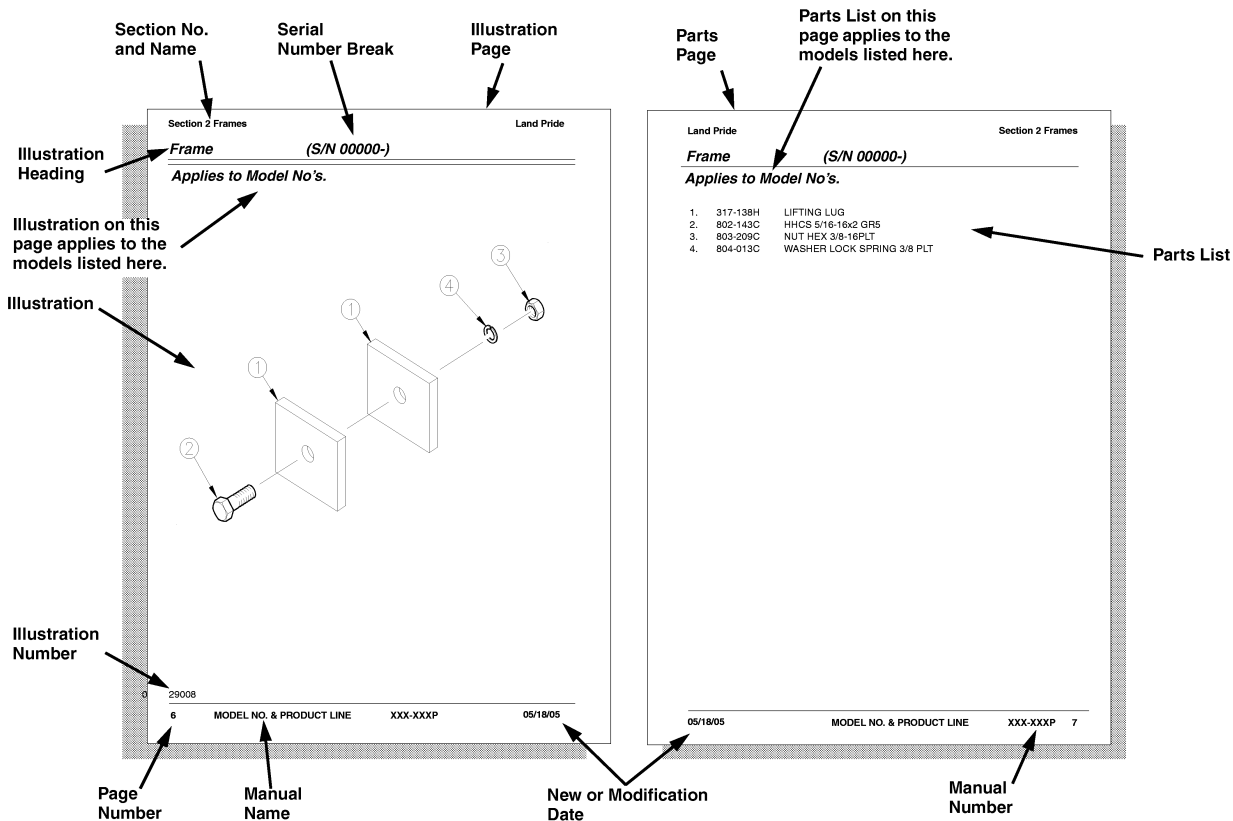
## Touch-up Paint

Repaint parts where paint is worn or scratched to prevent rust. Aerosol cans and touch-up bottles with brush applicator are available through your local dealer. Land Pride color descriptions and part numbers are listed below. Also available are quart and gallon size paints. Add QT or GL to end of the Aerosol P/N.

Color	Product <sup>1</sup>	Aerosol	Touch-Up
Gloss Black	LP	821-032C	821-032CTU
Medium Gloss Black	UV	821-053C	821-053CTU
Beige	LP	821-011C	821-011CTU
Green	SLP	821-058C	821-058CTU
Orange	SLP	821-066C	821-066CTU
Red	SLP/UV	821-054C	821-054CTU
Blue	SLP/UV	821-067C	821-067CTU
Dark Green Sparkle	UV	821-055C	821-055CTU
Gondo Forest Green	UV	821-057C	821-057CTU
Brite Yellow <sup>2</sup>	UV	821-056C	821-056CTU
Gondo Yellow <sup>3</sup>	UV	821-059C	821-059CTU

Notes:

- 1 LP = All Land Pride Products except Utility Vehicles  
SLP = Select Land Pride Products that are available in optional Green, Orange, Red, & Blue colors.  
UV = Utility Vehicles
- 2 Used on Trekers and (Runabouts with S/N 407628-)
- 3 Used on Gondos and (Runabouts with S/N 407629+)



## General Information

### Hardware Legend

<b>AR</b>	As Required
<b>BLADE</b>	Blade Bolt
<b>C</b>	Cap Screw
<b>CP</b>	Cotter Pin
<b>CPHSSS</b>	Cup Point Hex Socket Set Screw
<b>CPSHSS</b>	Cup Point Square Head Set Screw
<b>CPSQHSS</b>	Cup Point Square Head Set Screw
<b>CRFCHMS3</b>	Cross Recess Flat Countersunk Head Machine Screw
<b>CRPHMS</b>	Cross Recess Pan Head Machine Screw
<b>CRPHTF</b>	Cross Recess Pan Head Thread Forming
<b>CRRHMS</b>	Cross Recess Round Head Machine Screw
<b>CRTHMS</b>	Cross Recess Truss Head Machine Screw
<b>CSNB</b>	Countersunk Square Neck Bolt
<b>FHMS</b>	Flat Head Machine Screw
<b>FTC</b>	Full Thread Cap Screw
<b>H</b>	Hex Nut
<b>HCLN</b>	Hex Center Lock Nut
<b>HFLCS</b>	Hex Flange Lock Cap Screw
<b>HFS</b>	Hex Flange Screw
<b>HFSLN</b>	Hex Flange Serrated Lock Nut
<b>HFSS</b>	Hex Flange Serrated Screw
<b>HHCS</b>	Hex Head Cap Screw or Metric Bolt
<b>HSBHCS</b>	Hex Socket Button Head Cap Screw
<b>HSFCHCS</b>	Hex Socket Flat Countersunk Head Cap Screw
<b>HSHCS</b>	Hex Socket Head Cap Screw
<b>HSSS</b>	Hex Socket Head Screw
<b>HTLN</b>	Hex Top Lock Nut
<b>HWHCS</b>	Hex Washer Head Cap Screw

<b>HWHMS</b>	Hex Washer Head Machine Screw
<b>HXBHCS</b>	Hex Socket Button Head Cap Screw
<b>J</b>	Hex Jam Nut
<b>JIC</b>	37 Degree Tapered Thread
<b>L</b>	Helical Spring Lock Washer
<b>LUG</b>	Lug Bolt
<b>NFC</b>	National Fine Cap Screw
<b>NPSM</b>	National Pipe Straight Mechanical
<b>NPTF</b>	National Pipe Taper Fuel
<b>P</b>	Wide Plain Washer
<b>PHMS</b>	Pan Head Machine Screw
<b>PLOW</b>	Plow Bolt
<b>RHMS</b>	Round Head Machine Screw
<b>RHSNB</b>	Round Head Square Neck Bolt
<b>SCREW LEVELING</b>	Leveling Screw
<b>SCREW THUMB</b>	Thumb Screw
<b>SCREW WELD</b>	Weld Screw
<b>SFCHMS</b>	Slotted Flat Countersunk Head Machine Screw
<b>SFHMS</b>	Slotted Fillister Head Machine Screw
<b>SP</b>	Special
<b>SP SCREW</b>	Special Screw
<b>SQHSS</b>	Square Head Set Screw
<b>SRHMS</b>	Slotted Round Head Machine Screw
<b>SSS</b>	Socket Set Screw
<b>STCS</b>	Self Tapping Cap Screw
<b>STHMS</b>	Slotted Truss Head Machine Screw
<b>WHEEL</b>	Wheel Studs and Hub Long Bolts
<b>WING</b>	Wing Bolt

### Replacement Hardware

The **Hardware Legend** above lists hardware abbreviations used in the parts list. All bolts and nuts are Grade 5 unless otherwise noted. The use of improper grades of hardware can result in personal injury, damage to equipment, or loss of property.

### Colored Replacement Parts

Land Pride offers replacement parts in factory standard colors and also on select models in Green, Orange, Red and Blue. Because of the variety of colors available, special attention must be given to the part number to prevent ordering the wrong replacement part.

A suffix number corresponding to one of the colors below must be added at the end of Land Pride's part number when ordering a replacement part with that color.

**81 . . . . . Green      83 . . . . . Red**  
**82 . . . . . Orange    84 . . . . . Blue**

For example, if you are ordering a replacement part with part number 555-555C and the part you need is red, then add the suffix 83 to the end of the number to make the part number read 555-555C83. Parts ordered without a suffix number will be supplied in factory standard colors.

### Black Replacement Parts

Some parts are factory standard black and some must be special ordered black. If your part is special ordered black, a second part number with the additional suffix number 85 on the end will be available. In this situation you must order that part with the suffix number for it to be black. Parts that are factory standard black will not have the suffix number.

### Part Number Service Coding

Within the parts list some part numbers are coded for revisions and interchangeability. See notations in revision column.

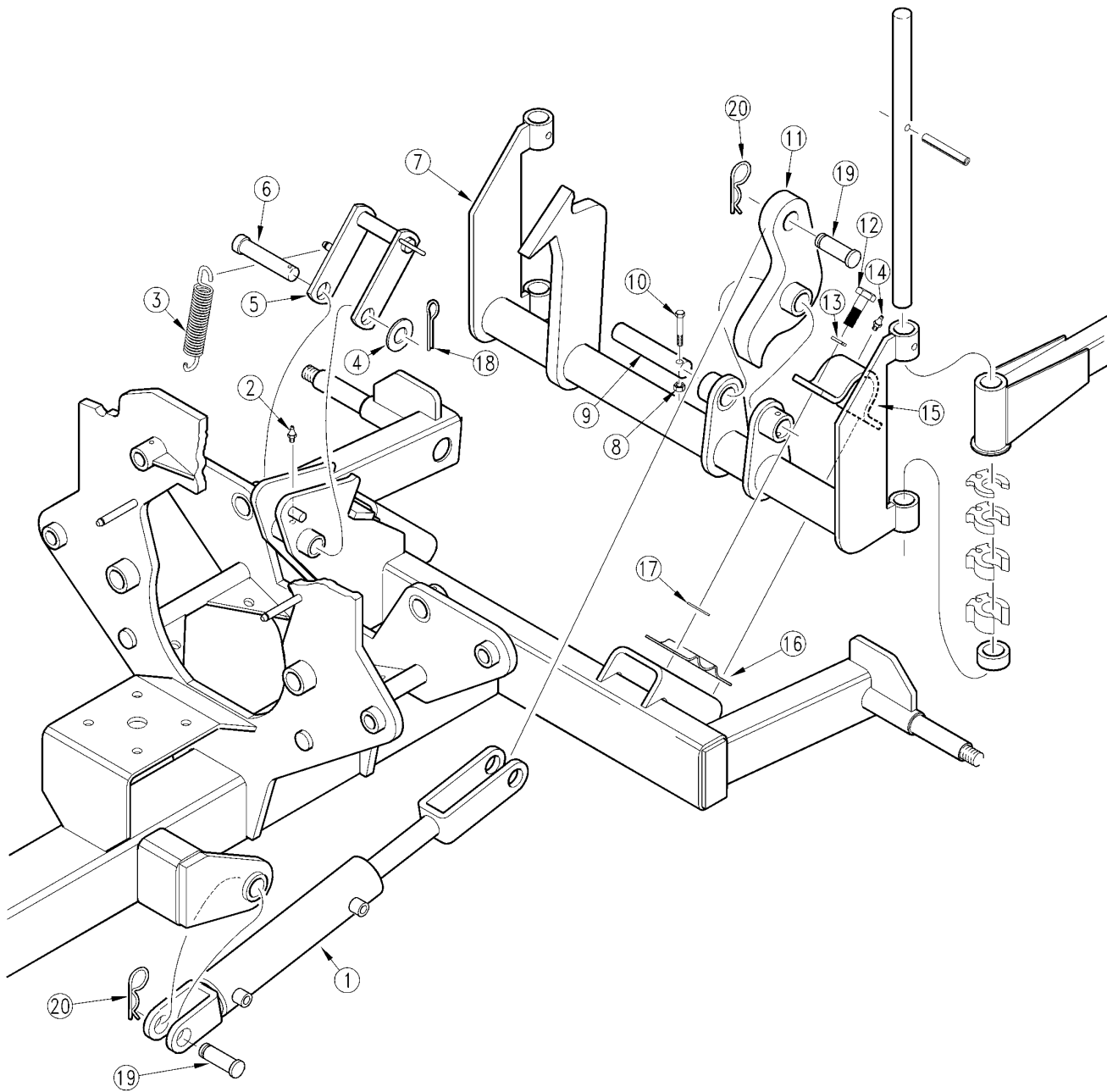
### Serial Numbers

Always use the serial and model number when ordering parts. Refer to the Operator's Manual for serial number plate location.

- (S/N 20001+)                      Includes serial numbers 20001 and above (to the latest number)
- (S/N 10001 to 20000)           Includes serial numbers between and including 10001 and 20000
- (S/N 10000-)                      Includes serial numbers 10000 and below (to the earliest number)

# Center Deck Pivot

Applies to AFM4011 and AFM40133



14474

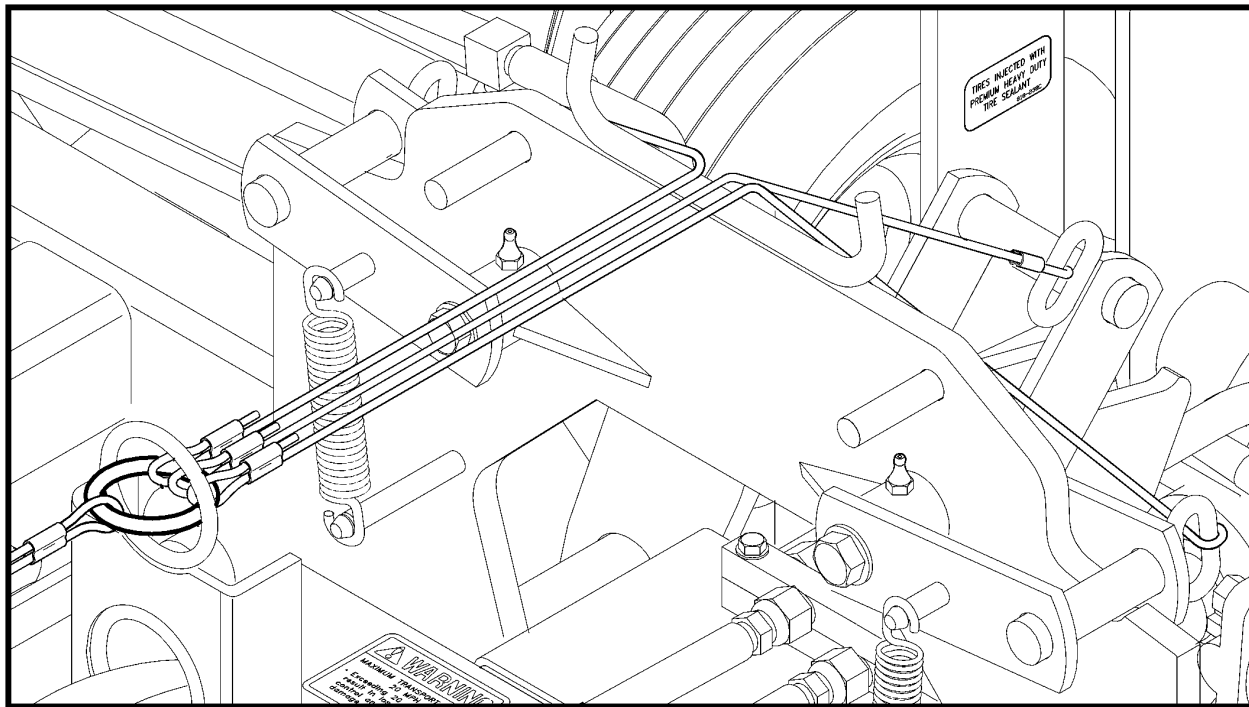
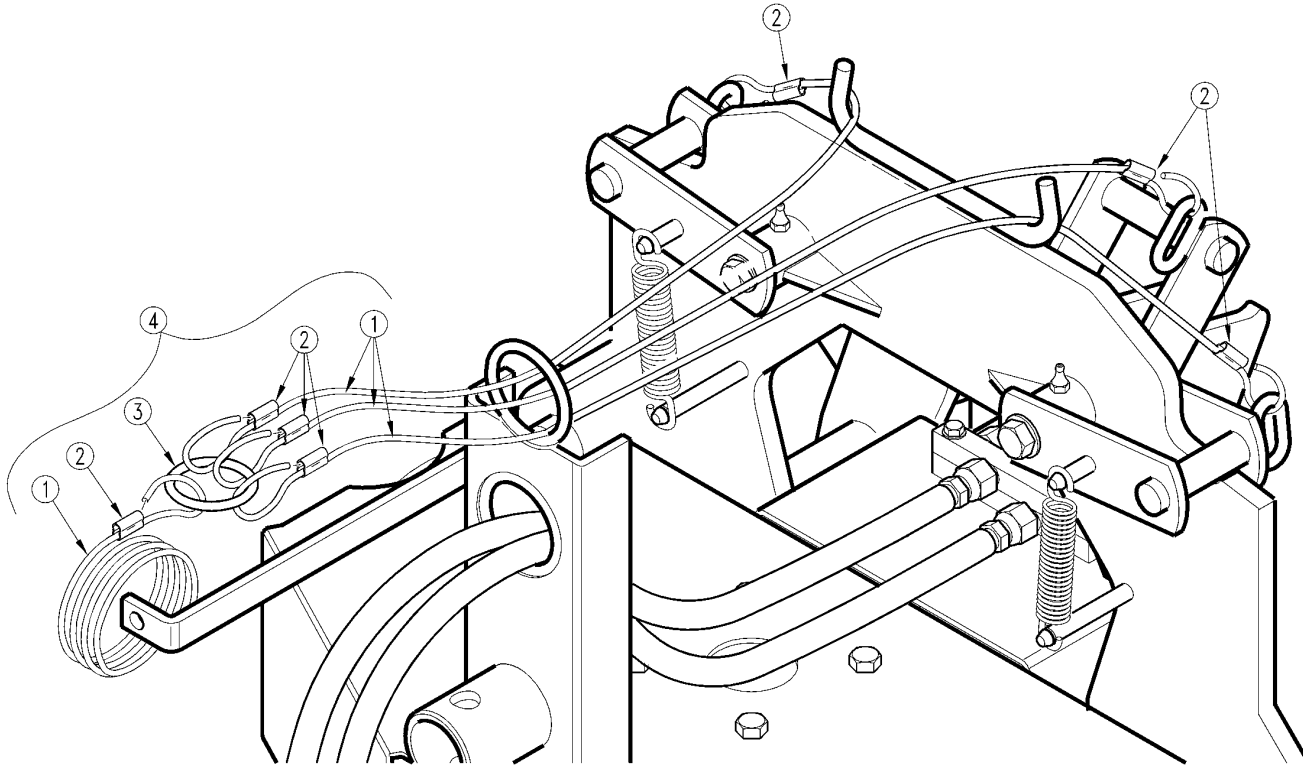


**Center Deck Pivot****Applies to AFM4011 and AFM40133**

Ref	Part No.	Part Description	Comments	Revision
	dwg14474	Drawing Image Number		
1.	810-005C	CYL 2X8X1.12 ROD SINGLE ACTING		
2.	800-080C	GREASE ZERK 1/4-28 THD FORMING		
3.	807-026C	PIVOT STOP SPRING		
4.	804-025C	WASHER FLAT 3/4 SAE PLT		
5.	315-175H	DECK LOCK-UP LATCH	(S/N 129748+)	Rev. 2 not compat. w/Rev. 1
5.	315-144H	REAR LOCK-UP LATCH AFM133	(S/N 129747-)	Rev. 1
6.	805-228C	PIN CLEVIS 3/4 X 3 3/4 USEABLE		
7.	315-136H	REAR DECK PIVOT TUBE AFM133		
8.	803-007C	NUT LOCK 1/4-20 PLT		
9.	315-487D	REAR DECK CYL LUG PIN		
10.	802-152C	HHCS 1/4-20X2 GR5		
11.	315-183H	REAR DECK CYL LUG WELD		
12.	802-091C	HHCS 1/2-13X1 1/2 GR5		
13.	804-015C	WASHER LOCK SPRING 1/2 PLT		
14.	800-001C	GREASE ZERK STRAIGHT 1/4-28		
15.	175-061D	PUSH, PIVOT TUBE HALF CLAMP		
16.	175-060D	PIVOT TUBE WEAR PAD		
17.	804-016C	WASHER FLAT 1/2 SAE PLT		
18.	805-045C	PIN COTTER 5/32 X 1 1/4 LG		
19.	805-004C	PIN CLEVIS 1 X 2 3/4 USABLE LG		
20.	805-023C	PIN ROLL 3/16X1 1/4 PLT	S/N _____+	
20.	805-088C	PIN, HAIR COTTER 3/16 WIRE DIA	S/N _____-	

# Pull Latch Cord Lock-Up

Applies to AFM4011 and AFM40133



12691



***Pull Latch Cord Lock-Up***

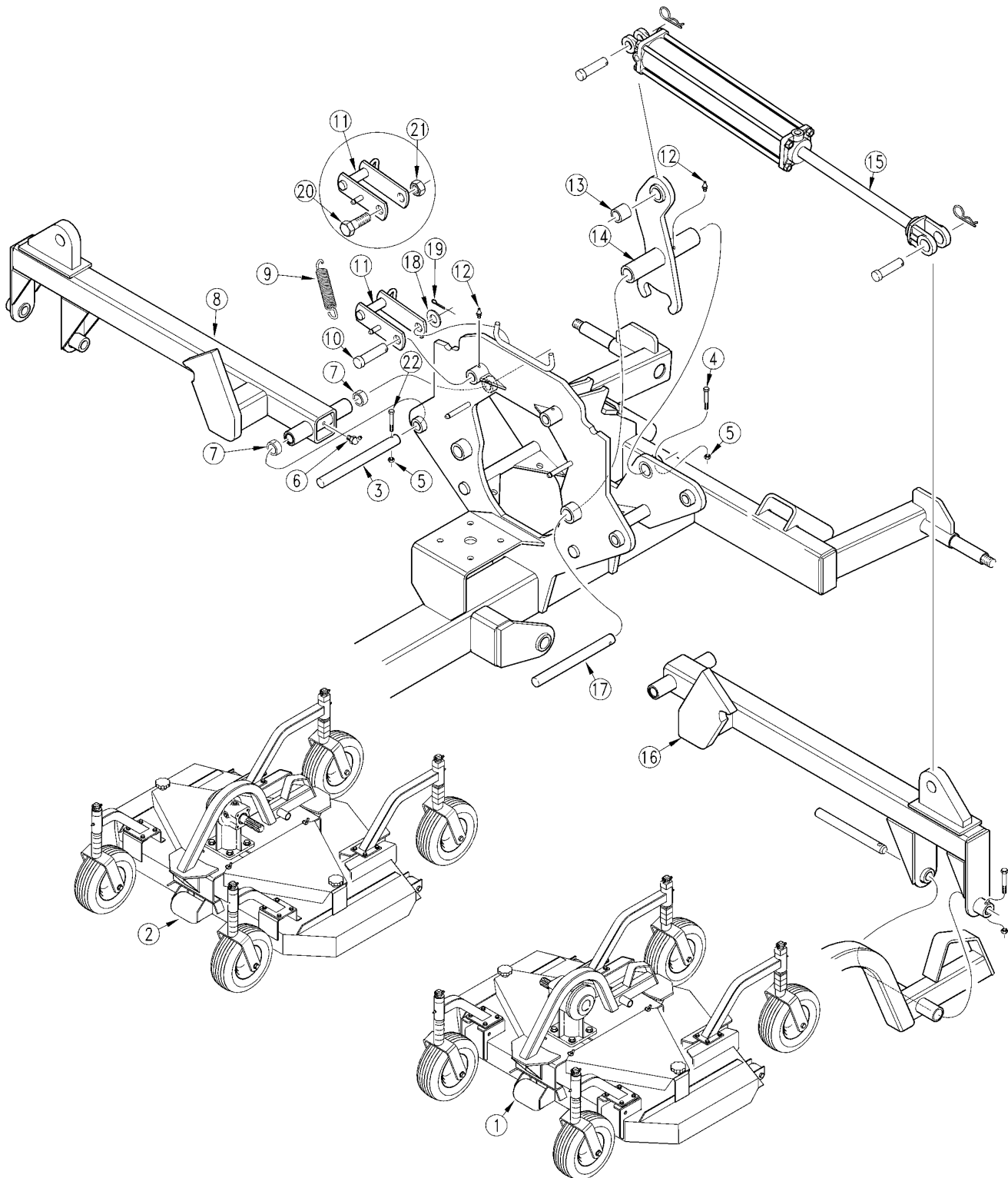
---

**Applies to AFM4011 and AFM40133**

<b>Ref</b>	<b>Part No.</b>	<b>Part Description</b>	<b>Comments</b>	<b>Revision</b>
	dwg12691	Drawing Image Number		
1.	890-337C	CORD-PARACHUTE 3/16 DIA.	Right hand 30" Long; Left hand 30" Long and Center 30" Long. Frame to Tractor 120" Long. Total Length 18 Ft. Sold only in 12" increments	
2.	890-589C	5/32 I.D. OVAL SLEEVE		
3.	890-332C	WELDED RING 1/4 X 2		
4.	315-166S	DECK LATCH PULL ROPE ASSEMBLY		
		NOTE: When Installing Cord to Deck Latches Be Sure to Apply Tension to Cord For Poper Operation.		

# Right Hand and Left Hand Deck Pivot

Applies to AFM4011 and AFM40133



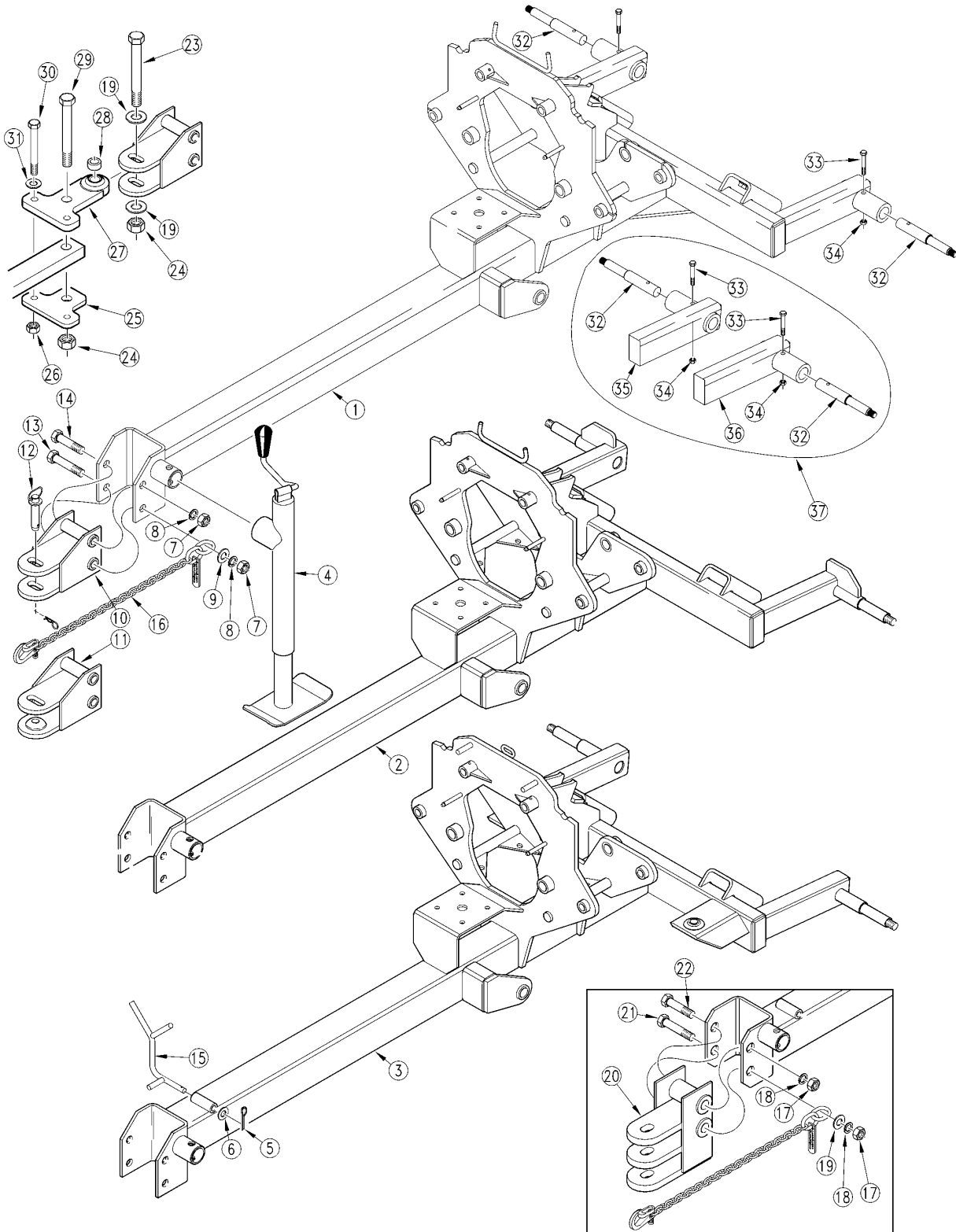
12647

**Right Hand and Left Hand Deck Pivot****Applies to AFM4011 and AFM40133**

<b>Ref</b>	<b>Part No.</b>	<b>Part Description</b>	<b>Comments</b>	<b>Revision</b>
	dwg12647	Drawing Image Number		
1.	315-153A	AFM133 L.H. DECK ASSY		
2.	315-155A	AFM133 R.H. DECK ASSY		
3.	315-486D	TOOLBAR PIN		
4.	802-152C	HHCS 1/4-20X2 GR5		
5.	803-007C	NUT LOCK 1/4-20 PLT		
6.	800-136C	ZERK 1/4-28 X 45 DEG SELF-TAP		
7.	890-331C	BUSHING 1 X 3/4 X 1		
8.	315-134H	R.H. TOOLBAR AFM133		
9.	807-026C	PIVOT STOP SPRING		
10.	805-142C	PIN CLEVIS 3/4 X 3 1/2 PLT	(S/N 176350+)	
11.	315-142H	DECK LOCK-UP LATCH AFM133		
12.	800-080C	GREASE ZERK 1/4-28 THD FORMING		
13.	890-005C	BUSHING CYL 1 1/4 X 1 X 1		
14.	315-137H	WING CYL FLEX LUG AFM133		
15.	810-150C	CYL 2.5X12X1.25 ROD (TIE ROD)		
16.	315-135H	L.H. TOOLBAR AFM133		
17.	315-485D	WING CYLINDER LUG PIN		
18.	804-025C	WASHER FLAT 3/4 SAE PLT	(S/N 176350+)	
19.	805-045C	PIN COTTER 5/32 X 1 1/4 LG	(S/N 176350+)	
20.	802-204C	HHCS 3/4-10X3 3/4 GR5	(S/N 176349-)	
21.	803-026C	NUT LOCK 3/4-10 PLT	(S/N 176349-)	
22.	802-370C	HHCS 1/4-20X1 3/4 GR5		

# Transport Frame

Applies to AFM4011 and AFM40133



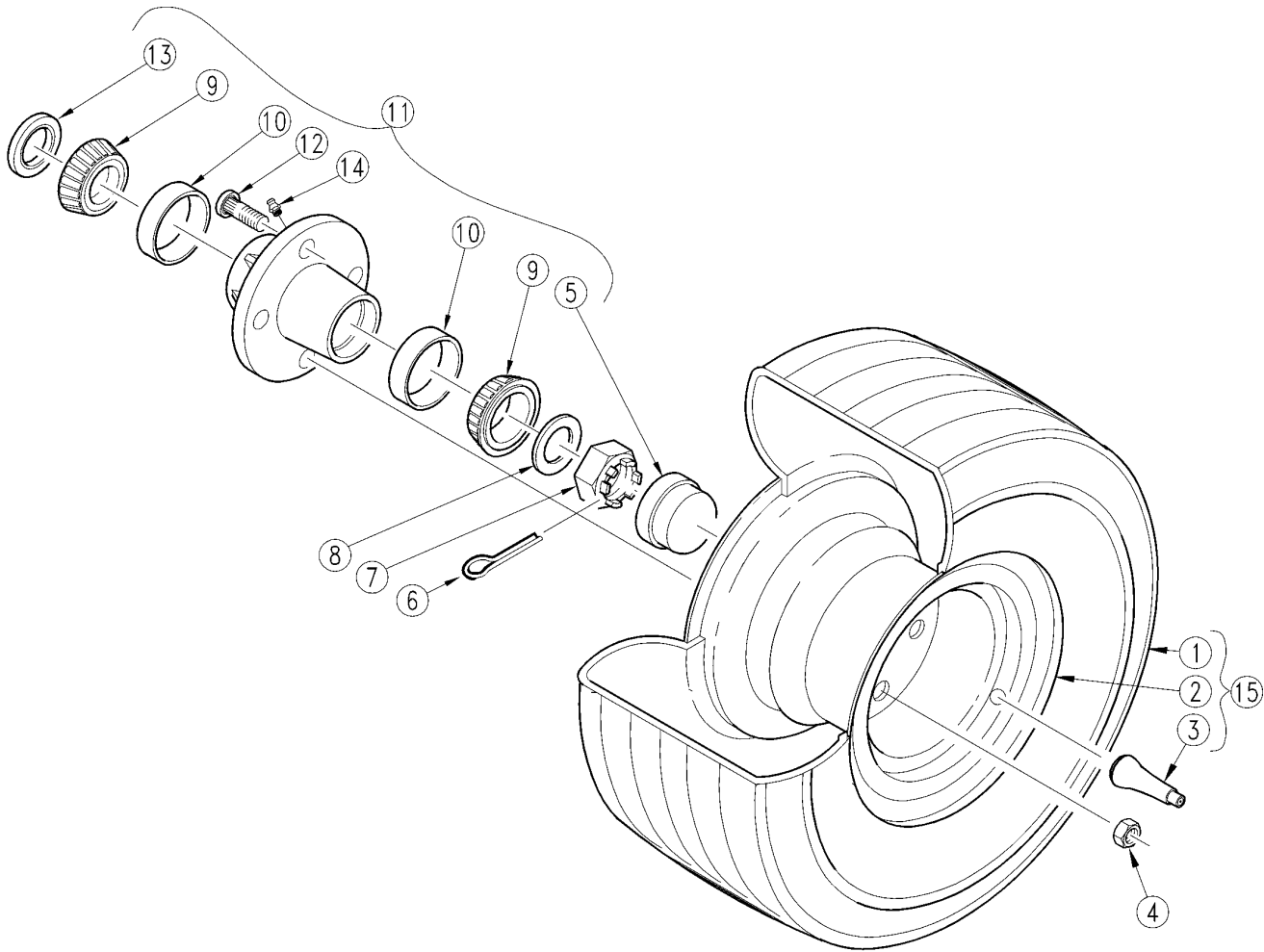
13785

**Transport Frame****Applies to AFM4011 and AFM40133**

<b>Ref</b>	<b>Part No.</b>	<b>Part Description</b>	<b>Comments</b>	<b>Revision</b>
	dwg13785	Drawing Image Number		
1.	315-449H	AFM4011 TRANSPORT FRAME	(S/N 289110+)	Rev. 3 not compat. w/Rev. 2; Rev. 4
2.	315-277H	RPBY 315-458S 133 FRAME	(S/N 176350 Ö 289109)	Rev. 2 not compat. w/Rev. 1
3.	315-147H	RPBY 315-445A	For S/N 176349-order with items 6 through 13.	Rev. 1
4.	890-118C	SCREW JACK 2000#		
5.	805-109C	PIN COTTER 1/8 X 1 1/4 PLT		
6.	804-016C	WASHER FLAT 1/2 SAE PLT		
7.	803-027C	NUT HEX 3/4-10 PLT		
8.	804-023C	WASHER LOCK SPRING 3/4 PLT		
9.	401-372D	WASHER, SAFETY CHAIN		
10.	315-274H	FRONT HITCH LUG WELDMENT	(S/N 176350+)	Rev. 2
11.	315-197H	RPBY 315-274H	(S/N 176349-)	Rev 1; Use up stock
12.	805-081C	PIN HITCH 3/4 X 4 3/8		
13.	802-095C	HHCS 3/4-10X7 GR5		
14.	802-360C	HHCS 3/4-10X6 1/2		
15.	315-139H	FRONT P.T.O. MOUNT		
16.	890-182C	SAFETY CHAIN 10000 LB	When Ordering New Chain Also Order 401-472D	
17.	803-031C	NUT HEX 1-8 PLT	(S/N 153376-)	
18.	804-027C	WASHER LOCK SPRING 1 PLT	(S/N 153376-)	
19.	804-028C	WASHER FLAT 1 USS PLT	(S/N 153376-)	
20.	315-004H	TRANSPORT HITCH LUG	(S/N 153376-)	
21.	802-075C	HHCS 1-8X7 GR5	(S/N 153376-)	
22.	802-074C	HHCS 1-8X6 1/2 GR5	(S/N 153376-)	
23.	802-205C	HHCS 1-8X5 1/2 GR5		
24.	803-038C	NUT HEX 1-8 NYLON INSERT PLT		
25.	315-754D	BALL SWIVEL MOUNT BOTTOM PLATE		
26.	803-148C	NUT HEX NYLOCK 5/8-11 PLT		
27.	315-369H	BALL SWIVEL MOUNT PLATE		
28.	315-753D	HITCH SPACER TUBE		
29.	802-235C	HHCS 1-8X5 GR5		
30.	802-060C	HHCS 5/8-11X4 GR5		
31.	804-019C	WASHER FLAT 5/8 USS PLT		
32.	315-768D	SPINDLE 1in	(S/N 289110+)	
33.	802-114C	HHCS 3/8-16X2 1/2 GR5	(S/N 289110+)	
34.	803-013C	NUT LOCK 3/8-16 PLT	(S/N 289110+)	
35.	315-452E	AFM4011 RH BOLTIN SPIN. ARM		
36.	315-453E	AFM4011 LH BOLTIN SPIN. ARM		
37.	315-459A	4011 BOLT-IN SPIN SHIPOUT	(S/N 289108-)	

# Transport Frame Tire and Hub

Applies to AFM4011 and AFM40133



12645

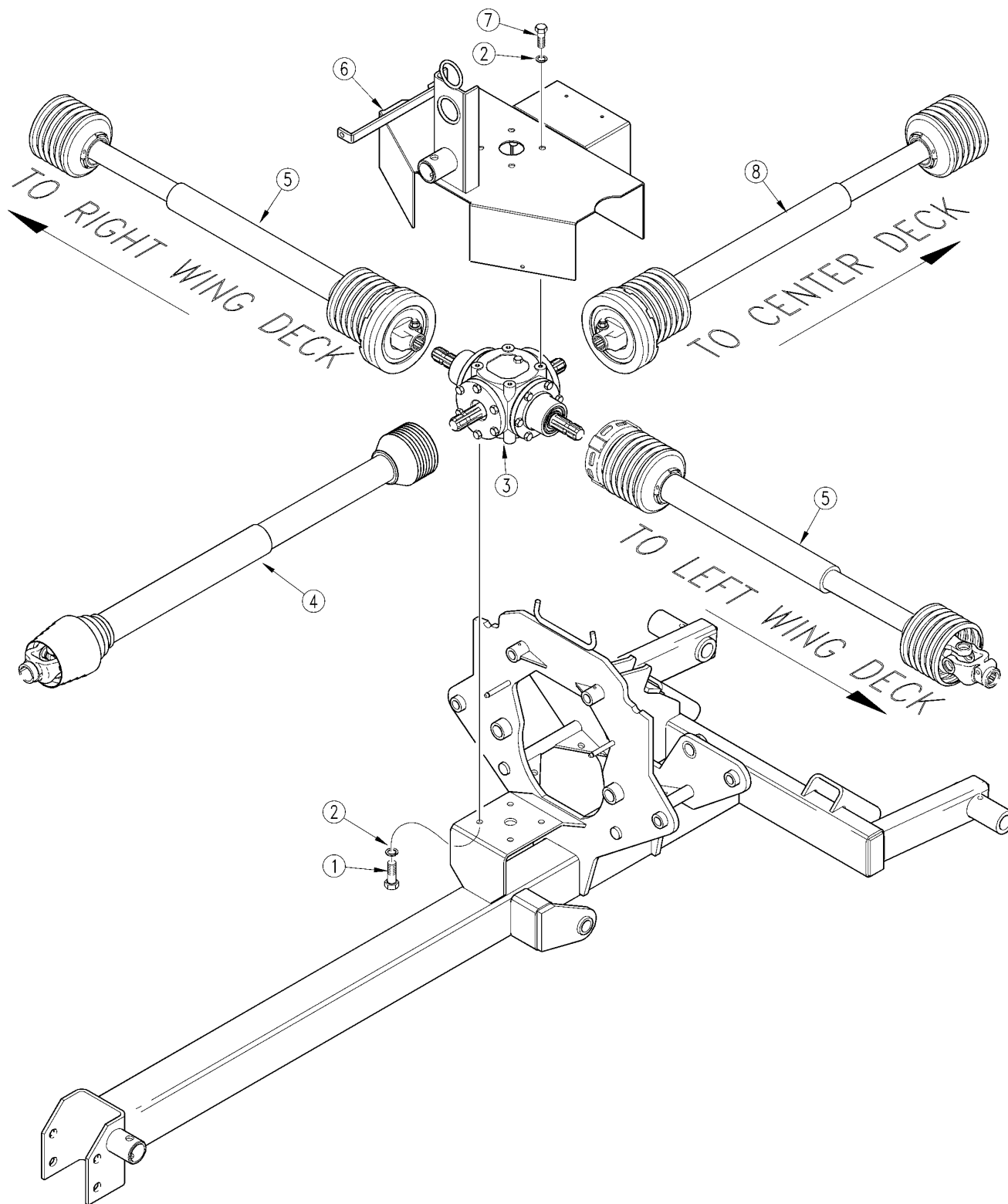


**Transport Frame Tire and Hub****Applies to AFM4011 and AFM40133**

<b>Ref</b>	<b>Part No.</b>	<b>Part Description</b>	<b>Comments</b>	<b>Revision</b>
	dwg12645	Drawing Image Number		
1.	10-097	CARLISLE TIRE 18 X 9.5-8 4PLY		Rev. 2
1.	518081	RP BY 10-097		Rev 1; Use up stock
2.	492107	CARLISLE RIM FOR 18X9.5-8 TIRE		
3.	TR-412	T1. VALVE MARTIN		
4.	803-159C	NUT LUG 1/2-20 X 60 DEG PLT		
5.	890-614C	GREASE CAP #1505		
6.	805-045C	PIN COTTER 5/32 X 1 1/4 LG		
7.	803-053C	NUT HEX SLOTTED 3/4-16		
8.	804-025C	WASHER FLAT 3/4 SAE PLT		
9.	822-030C	BEARING CONE 1		
10.	822-080C	BEARING CUP L44610		
11.	815-104C	HUB 4-BOLT W/ZERK COMPLETE	(S/N 216927+) With zerk	
11.	815-001C	TINE GW HUB W/O ZERK COMPLETE	(S/N 216926-) Without zerk	
12.	802-125C	BHSNB 1/2-20X1 3/8 GR5		
13.	816-014C	TINE GAUGE WHEEL HUB SEAL		
14.	800-001C	GREASE ZERK STRAIGHT 1/4-28	(S/N 216927+)	
15.	814-118C	TIRE & WHL ASSY 18X9.50-8 4PLY		

# Driveline Arrangement

Applies to AFM4011 and AFM40133



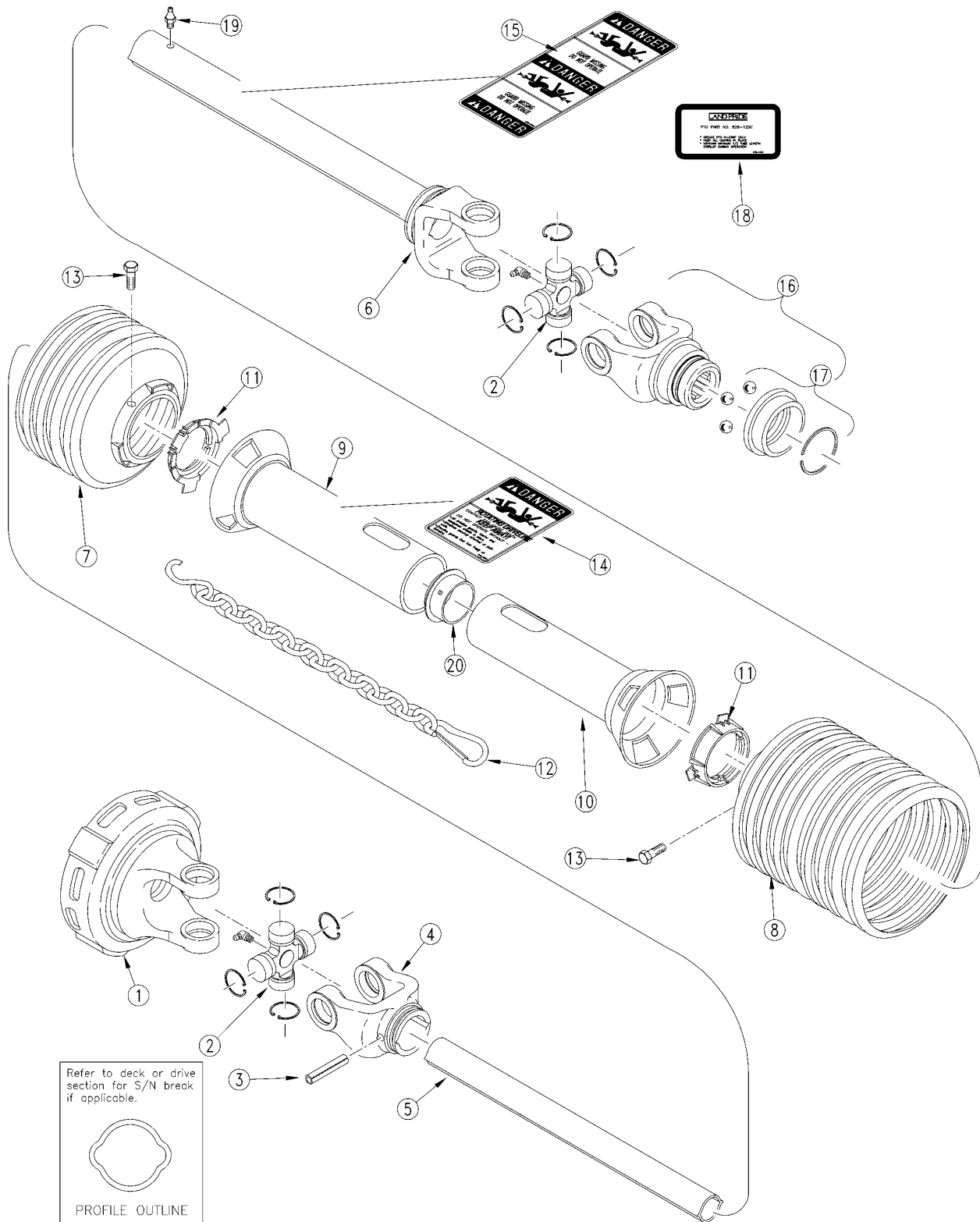
12653

***Driveline Arrangement*****Applies to AFM4011 and AFM40133**

<b>Ref</b>	<b>Part No.</b>	<b>Part Description</b>	<b>Comments</b>	<b>Revision</b>
	dwg12653	Drawing Image Number		
1.	802-458C	HHCS M12X1.75X30 GR8.8		
2.	804-015C	WASHER LOCK SPRING 1/2 PLT		
3.	826-274C	GBOX DIVIDER OMNI 250559 1:1	(S/N 272760+)	Rev. 3 not compat. w/Rev. 2
3.	826-097C	RPBY 315-447A	(S/N 125861 <-> 272759)	Rev. 2 not compat. w/Rev. 1
3.	826-124C	4-WAY SPLITTER BOX 1:1 RATIO	(S/N 125860-)	Rev. 1
4.	826-125C	PTO CV 2380 X 41.73		
5.	826-126C	PTO 2200 X 19.09 W/CLUTCH		
6.	315-145H	SPLITTER BOX COVER AFM133		
7.	802-444C	HHCS M12X1.75X50 GR8.8		
8.	826-127C	PTO 2200 X 23.23 W/CLUTCH		

# Driveline Center Deck (826-127C) Walterscheid

Applies to AFM4011 and AFM40133



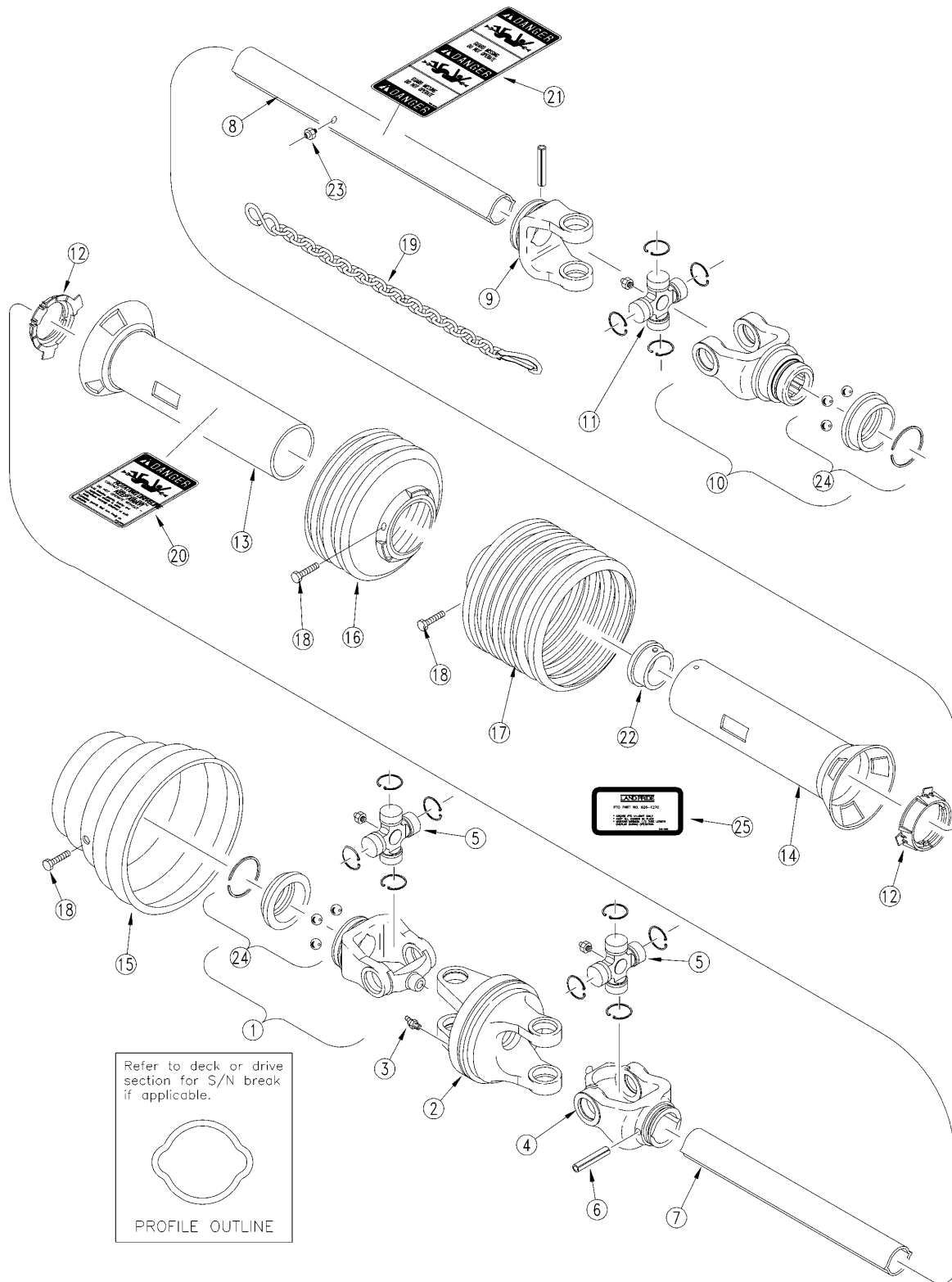
12887

***Driveline Center Deck (826-127C) Walterscheid*****Applies to AFM4011 and AFM40133**

<b>Ref</b>	<b>Part No.</b>	<b>Part Description</b>	<b>Comments</b>	<b>Revision</b>
	dwg12887	Drawing Image Number		
	826-127C	PTO 2200 X 23.23 W/CLUTCH		
1.	053313	WS FRICTION CLUTCH		
2.	044439	WALTSCHIED CROSS & BRG KIT		
3.	020614	WS SPRING PIN		
4.	041065	WS INBOARD YOKE		
5.	048755	WS INNER PROFILE OV		
6.	390002	WS OUTER PROFILE &		
7.	377234	WS SHIELD CONE-4 RIB		
8.	377240	WS SHIELD CONE-10RIB		
9.	392045	WS OUTER SHIELD OVL.	(S/N 259230+)	Rev. 2 not compat. w/Rev. 1
9.	389965	RPBY 392045	(S/N 259229-)	Rev. 1
10.	392046	WS INNER SHIELD RND.	(S/N 259230+)	Rev. 2 not compat. w/Rev. 1
10.	384488	RPBY 392046	(S/N 259229-)	Rev. 1
11.	087279	WS BEARING RING		
12.	044321	DRIVELINE SHIELD SAFETY CHAIN		
13.	365305	WS SCREW		
14.	818-552C	DECAL DANGER PTO DRIVELINE		
15.	818-540C	DECAL DANGER GUARD MISS PTO		
16.	196837	WS ASGE YOKE 1 3/8-6 SPL.		Rev. 2
16.	380905	RPBY 196837		Rev 1; Use up stock
17.	390404	WS ASGE COLLAR KIT		Rev. 2
17.	381908	(RPBY 390404)WS QCK DSCNCT KIT		Rev 1; Use up stock
18.	818-450C	DECAL PTO 826-127C		
19.	380371	WS ZERK	(S/N 259230+)	
20.	355154	WS SUPPORT BEARING	(S/N 259230+)	

# Driveline CV (826-125C) Walterscheid

Applies to AFM4011 and AFM40133



12660

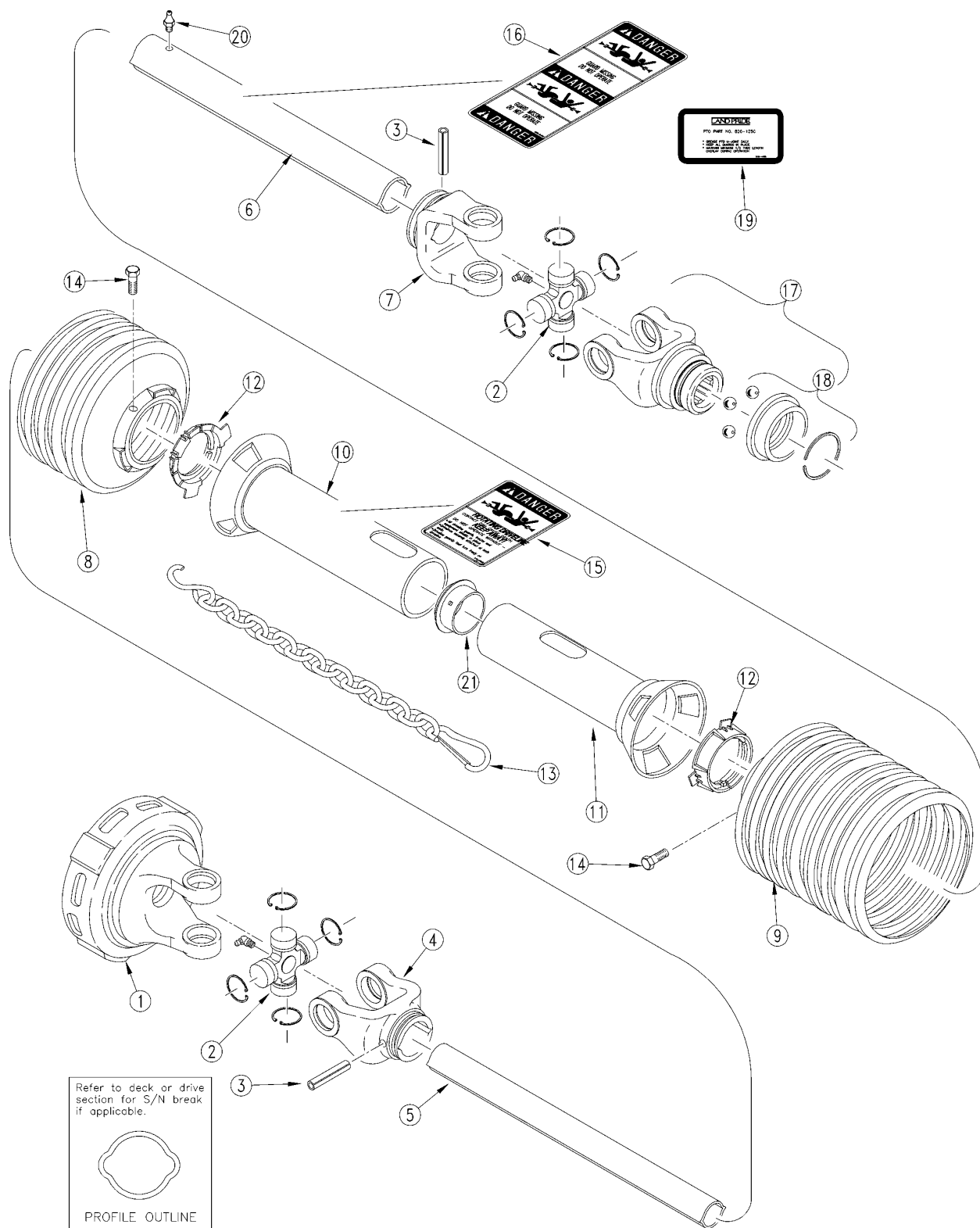


***Driveline CV (826-125C) Walterscheid*****Applies to AFM4011 and AFM40133**

<b>Ref</b>	<b>Part No.</b>	<b>Part Description</b>	<b>Comments</b>	<b>Revision</b>
	dwg12660	Drawing Image Number		
	826-125C	PTO CV 2380 X 41.73		
1.	382710	WS YOKE 1 3/8-6 SPL AS		
2.	384517	WS DOUBLE YOKE		
3.	020672	WS GREASE ZERK		
4.	366862	WS INBOARD YOKE		
5.	382701	WS CROSS & BEARING KIT		
6.	020616	WS SPRING PIN		
7.	319624	WS INNER PROFILE		
8.	388954	WS PROFILE & SLEEVE W.A.		
9.	041577	WS INBORD YOKE		
10.	196839	WS YOKE 1 3/8-6 SPL ASGE		Rev. 2
10.	380906	RPBY 196839		Rev 1; Use up stock
11.	044444	WS CROSS & BRG KIT		
12.	087276	WS BEARING RING - SC25		
13.	389961	WS OUTER SHIELD TUBE OVL.		
14.	388957	WS INNER SHIELD TUBE ROUND		
15.	386163	WS CV CONE & BEARING ASSY		
16.	172762	WS SHIELD CONE 3 RIB		
17.	377335	WS SHIELD CONE - 5 RIB		
18.	365305	WS SCREW		
19.	044321	DRIVELINE SHIELD SAFETY CHAIN		
20.	818-552C	DECAL DANGER PTO DRIVELINE		
21.	818-540C	DECAL DANGER GUARD MISS PTO		
22.	355155	WS SUPPORT BEARING		
23.	380371	WS ZERK		
24.	390404	WS ASGE COLLAR KIT		Rev. 2
24.	381908	(RPBY 390404		Rev 1; Use up stock
25.	818-448C	DECAL PTO 826-125C		

# Driveline Left & Right Hand Deck Deck (826-126C) Walterscheid

Applies to AFM4011 and AFM40133



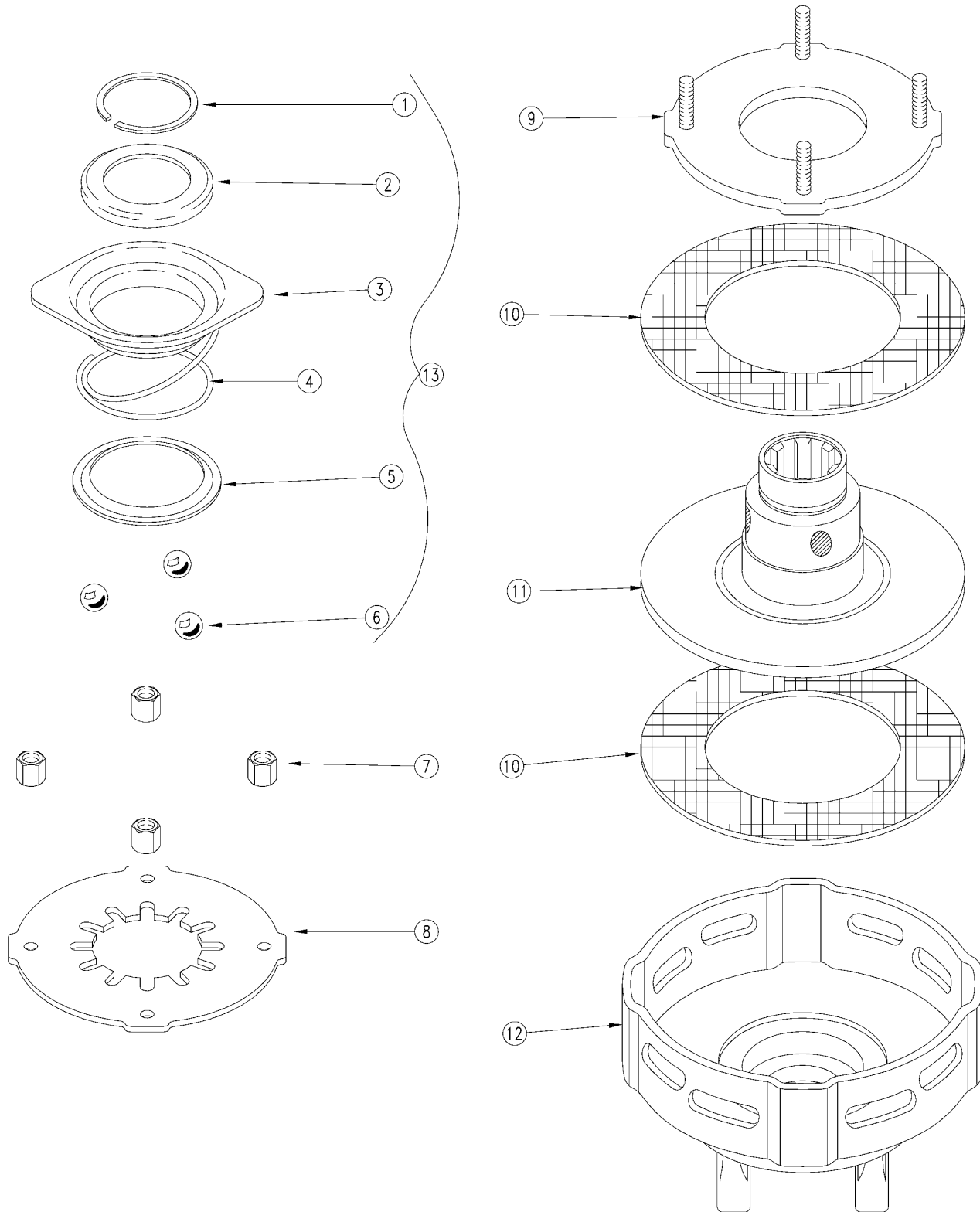
12661

***Driveline Left & Right Hand Deck Deck (826-126C) Walterscheid*****Applies to AFM4011 and AFM40133**

<b>Ref</b>	<b>Part No.</b>	<b>Part Description</b>	<b>Comments</b>	<b>Revision</b>
	dwg12661	Image Reference: 12661		
	826-126C	PTO 2200 X 19.09 W/CLUTCH		
1.	053313	WS FRICTION CLUTCH		
2.	044439	WALTSCHIED CROSS & BRG KIT		
3.	020614	WS SPRING PIN		
4.	041065	WS INBOARD YOKE		
5.	180909	WS INNER PROFILE OVAL		
6.	392047	WS OUTER PROFILE 1L	(S/N 259230+)	Rev. 2 not compat. w/Rev. 1
6.	390001	RPBY 392047	(S/N 259229-)	Rev. 1
7.	041068	WS INBOARD YOKE		
8.	377234	WS SHIELD CONE-4 RIB		
9.	377240	WS SHIELD CONE-10RIB		
10.	392048	WS OUTER SHIELD OVL.	(S/N 259230+)	Rev. 2 not compat. w/Rev. 1
10.	386424	RPBY 392048	(S/N 259229-)	Rev. 1
11.	392049	WS INNER SHIELD RND.	(S/N 259230+)	Rev. 2 not compat. w/Rev. 1
11.	385365	RPBY 392049	(S/N 259229-)	Rev. 1
12.	087279	WS BEARING RING		
13.	044321	DRIVELINE SHIELD SAFETY CHAIN		
14.	365305	WS SCREW		
15.	818-552C	DECAL DANGER PTO DRIVELINE		
16.	818-540C	DECAL DANGER GUARD MISS PTO		
17.	196837	WS ASGE YOKE 1 3/8-6 SPL.		Rev. 2
17.	380905	RPBY 196837		Rev 1; Use up stock
18.	390404	WS ASGE COLLAR KIT		Rev. 2
18.	381908	RPBY 3904		Rev 1; Use up stock
19.	818-449C	DECAL PTO 826-126C		
20.	380371	WS ZERK	(S/N 259230+)	
21.	355154	WS SUPPORT BEARING	(S/N 259230+)	

# Friction Clutch (053313)

Applies to AFM4011 and AFM40133



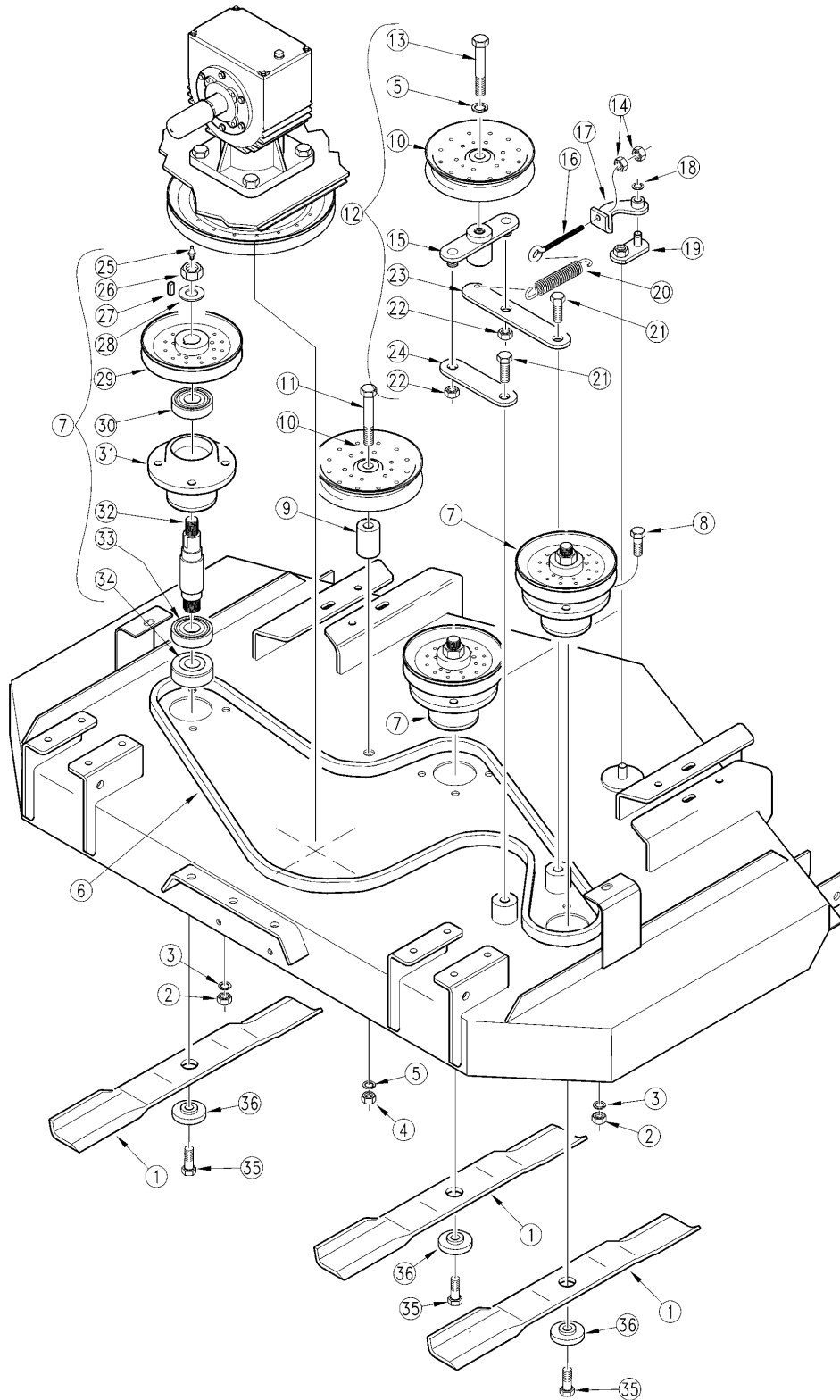
10600

**Friction Clutch (053313)****Applies to AFM4011 and AFM40133**

<b>Ref</b>	<b>Part No.</b>	<b>Part Description</b>	<b>Comments</b>	<b>Revision</b>
	dwg10600	Drawing Image Number		
	053313	WS FRICTION CLUTCH		
1.	304149	WS SNAP RING		
2.	338531	WS FLANGED RING		
3.	045790	WS LOCK COLLAR		
4.	045793	WS COMPRESSION SPRNG		
5.	047825	WS BACK UP RING		
6.	020692	WS BALL		
7.	381957	WS HEX NUT M8		
8.	043487	WS BELLEVILLE SPRING		
9.	381495	WS THRUST PLATE		
10.	168556	WS FRICTION DISK		
11.	051551	WS HUB 1 3/8-6 SPL		
12.	041180	WS CLUTCH HOUSING		
13.	341953	WS Q.D. FLG. KIT	Includes one each of items 1 through 5 and three of item 6.	

# Belt Drive Center (S/N 239258+)

Applies to AFM4011 and AFM40133



17278

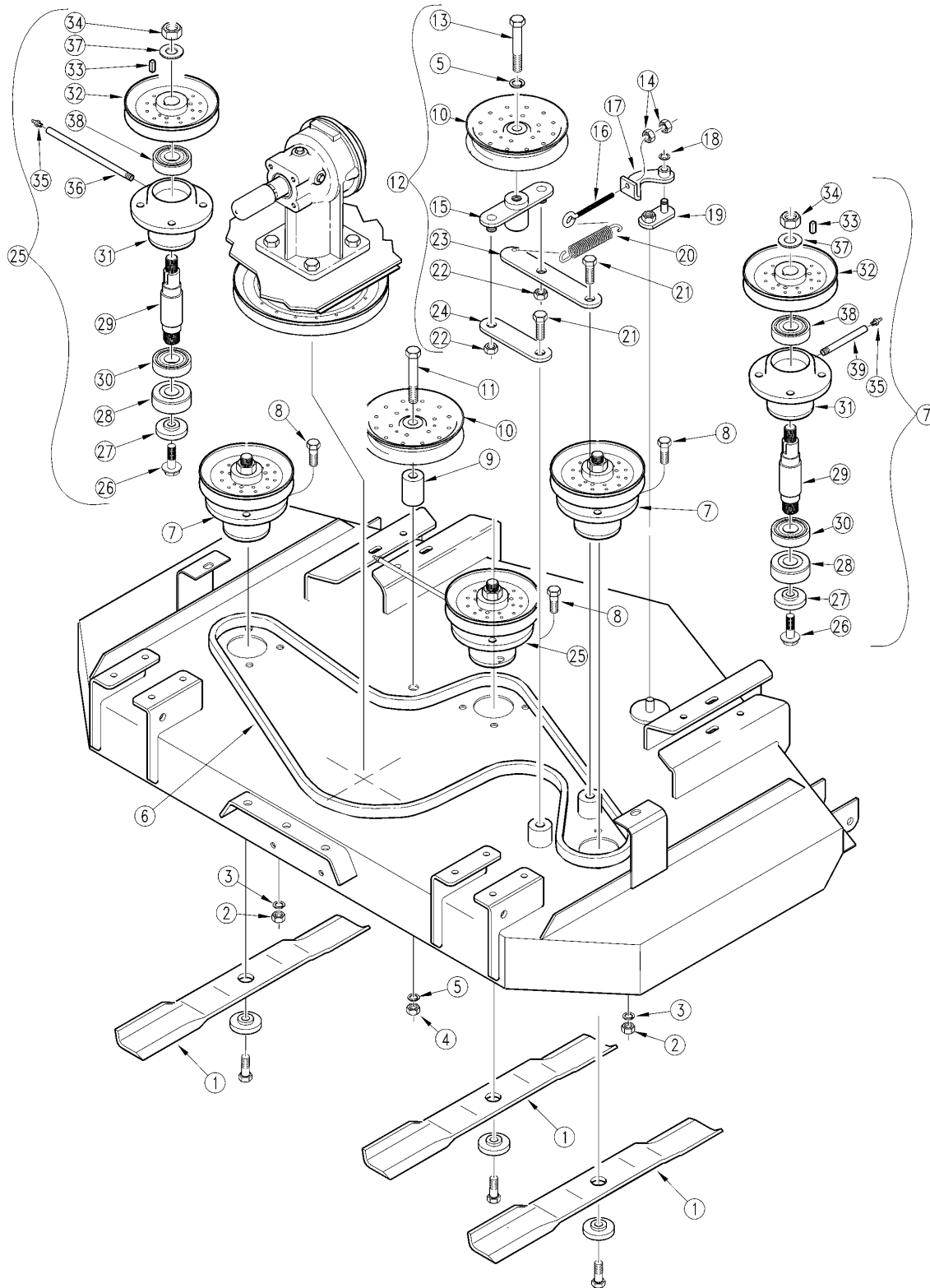


**Belt Drive Center (S/N 239258+)****Applies to AFM4011 and AFM40133**

Ref	Part No.	Part Description	Comments	Revision
	dwg17278	Drawing Image Number		
1.	890-326C	MWR BLD 1/4X16 7/8SD ML CCW	Standard Medium Lift	
1.	890-322C	MWR BLD 1/4X16 7/8SD HL CCW	Optional High Lift	
1.	890-324C	MWR BLD 1/4X16 7/8SD LL CCW	Optional Low Lift	
1.	890-701C	MWR BLD MULCH 1/4X16 7/8SD CCW	Optional Mulch Blades	
2.	803-115C	NUT HEX 7/16-20 PLT		
3.	804-014C	WASHER LOCK 7/16 PLT		
4.	803-022C	NUT HEX 5/8-18 PLT		
5.	804-022C	WASHER LOCK SPRING 5/8 PLT		
6.	816-142C	V-BELT B93 95.75 E.L. KEVLAR		
7.	310-251S	CCW TG SPNDL HUB ASSY 5" PULL	Includes items 25 through 34	
8.	802-229C	HHCS 7/16-20X1 1/2 GR8		
9.	310-051D	IDLER SPACER		
10.	808-073C	FLAT IDLE PULLEY 6 1/4 O.D.		
11.	802-237C	HHCS 5/8-18X4 GR5		
12.	315-143S	CEN-RH. IDLER TAKE-UP SUB	Includes one each of items 5; 10 & 13,15, 23, & 24 and two of item 22.	
13.	802-051C	HHCS 5/8-11X1 1/2 GR5		
14.	803-014C	NUT HEX 3/8-16 PLT		
15.	310-165H	IDLER MOUNT BAR		
16.	802-567C	SP EYE 3/8-16X4		
17.	310-095H	SPRING EYE-BOLT BRACKET		
18.	800-099C	SNAP RING EXT 7/16		
19.	310-094H	OVER-CENTER LATCH-90		
20.	807-068C	SPRING EXT BELT HANDLE		
21.	802-228C	HHCS 5/8-11X1 1/2 GR5 NYL		
22.	803-024C	NUT LOCK 5/8-11 PLT		
23.	310-353D	IDLER LINK BAR LONG		
24.	310-354D	IDLER LINK BAR SHORT		
25.	800-001C	GREASE ZERK STRAIGHT 1/4-28		
26.	803-228C	NUT HEX 3/4-16LH NYLOC COLLAR		
27.	172-242D	1/4 SQ. KEY X 7/8 LG		
28.	804-093C	WASHER FLAT 3/4 HARD ASTM436		
29.	808-075C	B-GROOVE PULLEY 5 O.D.		
30.	822-161C	BEARING 6206 W/ METAL SHIELD		
31.	310-457D	BLADE HUB MACHINED TOP GREASE		
32.	310-631D	BLADE SPINDLE SHAFT CCW TG	(S/N 329661+)	Rev. 2 not compat. w/Rev. 1
32.	310-455D	RPBY 310-350S	(S/N 329660-)	
33.	822-006C	BEARING 206		
34.	315-494D	BLADE HUB C.C.W.		
35.	802-696C	HFS 1/2-20X2 LH GR8	(S/N 329661+)	Rev. 2 not compat. w/Rev. 1
35.	802-447C	HFS 1/2-20X1 1/4 LH GR5	(S/N 329660-)	Rev. 1
36.	804-110C	WASHER BLADE 2ODX.56THKX.51ID		

# Belt Drive Center and Right Hand (S/N 212180-)

Applies to AFM4011 and AFM40133



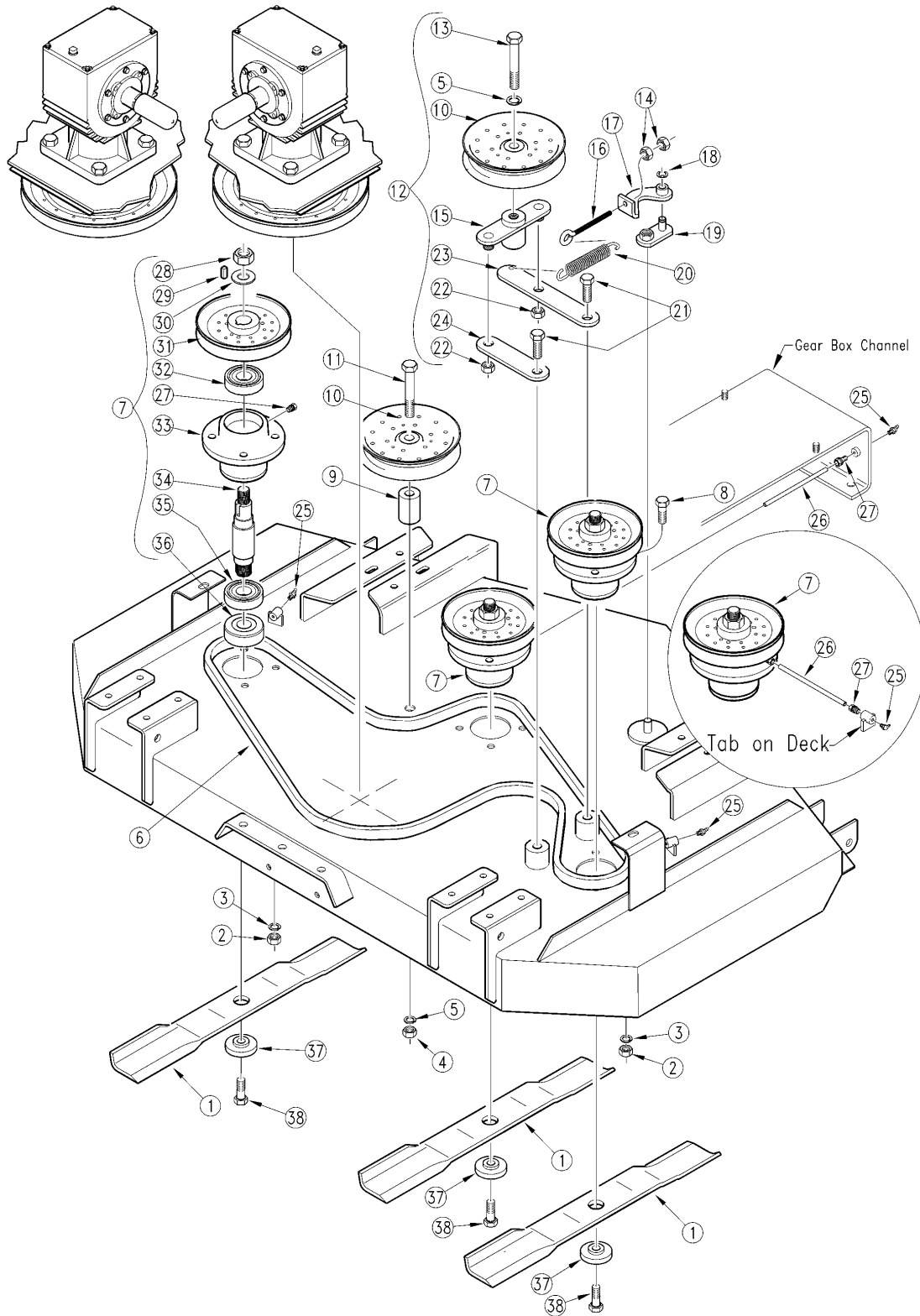
12829

**Belt Drive Center and Right Hand (S/N 212180-)****Applies to AFM4011 and AFM40133**

Ref	Part No.	Part Description	Comments	Revision
	dwg12829	Drawing Image Number		
1.	890-326C	MWR BLD 1/4X16 7/8SD ML CCW	Standard Medium Lift	
1.	890-322C	MWR BLD 1/4X16 7/8SD HL CCW	Optional High Lift	
1.	890-324C	MWR BLD 1/4X16 7/8SD LL CCW	Optional Low Lift	
1.	890-701C	MWR BLD MULCH 1/4X16.87SD CCW	Optional Mulch Blades	
2.	803-115C	NUT HEX 7/16-20 PLT		
3.	804-014C	WASHER LOCK 7/16 PLT		
4.	803-022C	NUT HEX 5/8-18 PLT		
5.	804-022C	WASHER LOCK SPRING 5/8 PLT		
6.	816-142C	V-BELT B93 95.75 E.L. KEVLAR		
7.	315-169S	CCW SPDLE HUB ASSY 5"PULL 3"TB	Includes items 26 through 35, 37, 38 & 39	
8.	802-229C	HHCS 7/16-20X1 1/2 GR8		
9.	310-051D	IDLER SPACER		
10.	808-073C	FLAT IDLE PULLEY 6 1/4 O.D.		
11.	802-237C	HHCS 5/8-18X4 GR5		
12.	315-143S	CEN-RH. IDLER TAKE-UP SUB	Includes one each of items 5, 10, 13, 15, 23 & 24; and two of item 22	
13.	802-051C	HHCS 5/8-11X1 1/2 GR5		
14.	803-014C	NUT HEX 3/8-16 PLT	(S/N 174815+)	Rev. 2 not compat. w/Rev. 1
14.	803-006C	NUT HEX 1/4-20 PLT	(S/N 174814-)	Rev. 1
15.	310-165H	IDLER MOUNT BAR		
16.	802-567C	SP EYE 3/8-16X4	(S/N 174815+)	Rev. 2 not compat. w/Rev. 1
16.	802-443C	SP EYE 1/4-20X4 1/4-4 1/2	(S/N 174814-)	Rev. 1
17.	310-095H	SPRING EYE-BOLT BRACKET		
18.	800-099C	SNAP RING EXT 7/16		
19.	310-094H	OVER-CENTER LATCH-90		
20.	807-068C	SPRING EXT BELT HANDLE		
21.	802-228C	HHCS 5/8-11X1 1/2 GR5 NYL		
22.	803-024C	NUT LOCK 5/8-11 PLT		
23.	310-353D	IDLER LINK BAR LONG		
24.	310-354D	IDLER LINK BAR SHORT		
25.	315-176S	CCW SPDLE HUB ASSY 5PULL 9.8TB	Includes items 26 through 38	
26.	802-447C	HFS 1/2-20X1 1/4 LH GR5		
26.	802-696C	HFS 1/2-20X2 LH GR8	Used with counter bored shaft	
27.	310-043D	RPBY 804-110C		
28.	315-494D	BLADE HUB C.C.W.		
29.	315-493D	RPBY 310-352S		
30.	822-006C	BEARING 206		
31.	310-224D	BLADE HUB- MACH.-90		
32.	808-075C	B-GROOVE PULLEY 5 O.D.		
33.	172-242D	1/4 SQ. KEY X 7/8 LG		
34.	803-228C	NUT HEX 3/4-16LH NYLOC COLLAR		
35.	800-075C	ZERK 5/16-24 STRAIGHT #1711B		
36.	310-176D	72 CENTER GREASE TUBE		
37.	804-093C	WASHER FLAT 3/4 HARD ASTM F436		Rev. 2
37.	804-025C	WASHER FLAT 3/4 SAE PLT		Rev 1; Use up stock
38.	822-161C	BEARING 6206 W/ METAL SHIELD		Rev. 2
38.	822-006C	BEARING 206		Rev 1; Use up stock
39.	310-312D	LUBE FITTING 3" EXTENSION		

# Belt Drive Center and Right Hand (S/N 212181 to 239257)

Applies to AFM4011 and AFM40133



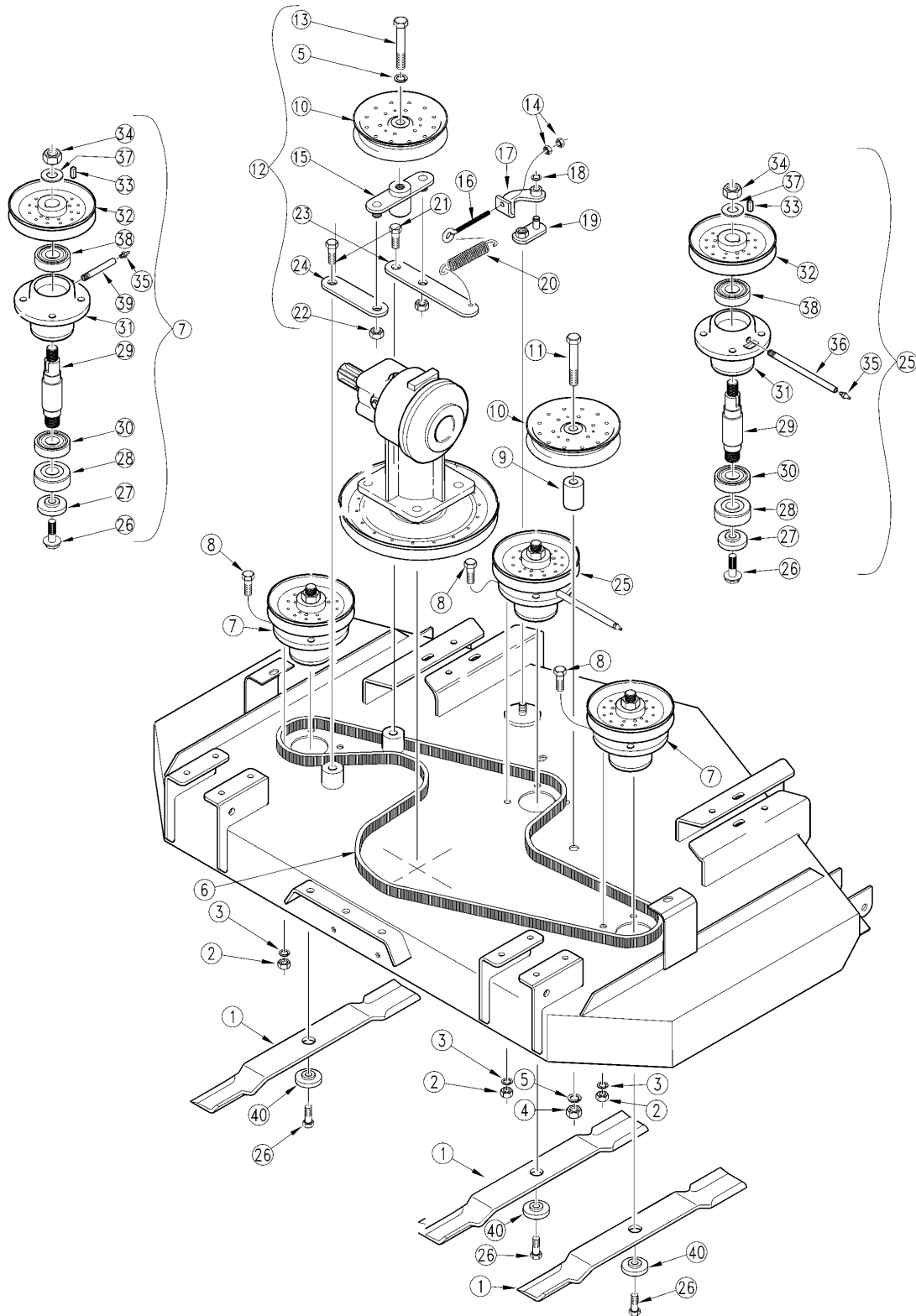
16511

**Belt Drive Center and Right Hand (S/N 212181 to 239257)****Applies to AFM4011 and AFM40133**

Ref	Part No.	Part Description	Comments	Revision
	dwg16511	Drawing Image Number		
1.	890-326C	MWR BLD 1/4X16 7/8SD ML CCW	Standard Medium Lift	
1.	890-322C	MWR BLD 1/4X16 7/8SD HL CCW	Optional High Lift	
1.	890-324C	MWR BLD 1/4X16 7/8SD LL CCW	Optional Low Lift	
1.	890-701C	MWR BLD MULCH 1/4X16.87SD CCW	Optional Mulch Blades	
2.	803-115C	NUT HEX 7/16-20 PLT		
3.	804-014C	WASHER LOCK 7/16 PLT		
4.	803-022C	NUT HEX 5/8-18 PLT		
5.	804-022C	WASHER LOCK SPRING 5/8 PLT		
6.	816-142C	V-BELT B93 95.75 E.L. KEVLAR		
7.	315-377S	CCW SPINDLE HUB ASSEMBLY 5"	Includes items 27 through 36	
8.	802-229C	HHCS 7/16-20X1 1/2 GR8		
9.	310-051D	IDLER SPACER		
10.	808-073C	FLAT IDLE PULLEY 6 1/4 O.D.		
11.	802-237C	HHCS 5/8-18X4 GR5		
12.	315-143S	CEN-RH. IDLER TAKE-UP SUB	Includes one each of items 5, 10, 13,15, 23 & 24; and two of item 22	
13.	802-051C	HHCS 5/8-11X1 1/2 GR5		
14.	803-014C	NUT HEX 3/8-16 PLT		
15.	310-165H	IDLER MOUNT BAR		
16.	802-567C	SP EYE 3/8-16X4		
17.	310-095H	SPRING EYE-BOLT BRACKET		
18.	800-099C	SNAP RING EXT 7/16		
19.	310-094H	OVER-CENTER LATCH-90		
20.	807-068C	SPRING EXT BELT HANDLE		
21.	802-228C	HHCS 5/8-11X1 1/2 GR5 NYL		
22.	803-024C	NUT LOCK 5/8-11 PLT		
23.	310-353D	IDLER LINK BAR LONG		
24.	310-354D	IDLER LINK BAR SHORT		
25.	800-193C	GREASE ZERK 1/8NPT 45-DEG		
26.	990-109R	TUBE NYLON 1/4OD X 062WL	Order Per Foot as Required	
27.	800-157C	FTG TUBE,CONNECTOR 1/8 MNPT		
28.	803-228C	NUT HEX 3/4-16LH NYLOC COLLAR		
29.	172-242D	1/4 SQ. KEY X 7/8 LG		
30.	804-093C	WASHER FLAT 3/4 HARD ASTM436		
31.	808-075C	B-GROOVE PULLEY 5 O.D.		
32.	822-161C	BEARING 6206 W/ METAL SHIELD		
33.	310-224D	BLADE HUB - MACH		
34.	315-493D	RPBY 310-352S		
35.	822-006C	BEARING 206		
36.	315-494D	BLADE HUB C.C.W.		
37.	804-110C	WASHER BLADE 2ODX.56THKX.51ID		
38.	802-447C	HFS 1/2-20X1 1/4 LH GR5		
38.	802-696C	HFS 1/2-20X2 LH GR8	Used with counter bored shaft	

**Belt Drive Left Hand Deck (S/N 212180-)**

Applies to AFM4011 and AFM40133



12830

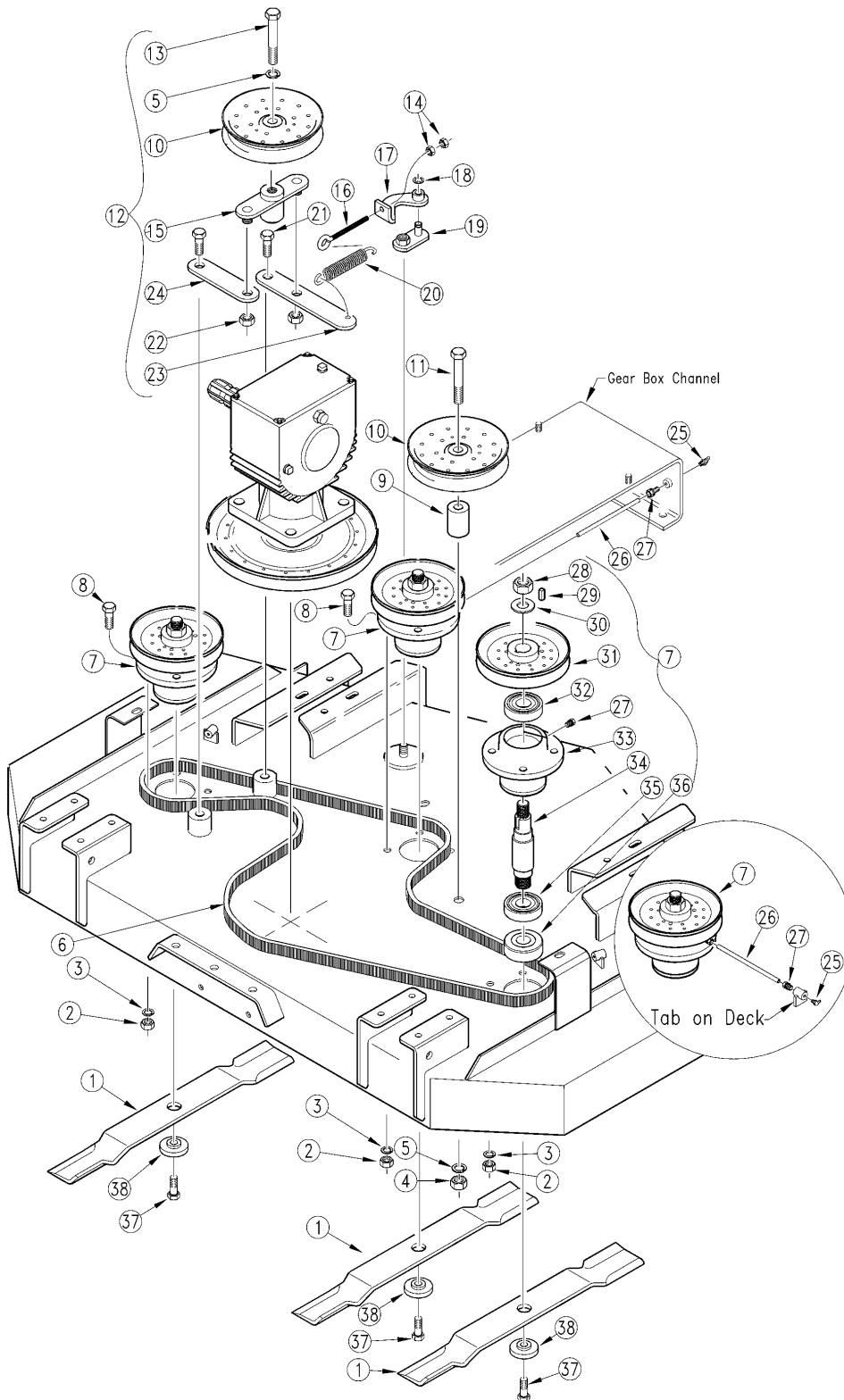
***Belt Drive Left Hand Deck (S/N 212180-)*****Applies to AFM4011 and AFM40133**

<b>Ref</b>	<b>Part No.</b>	<b>Part Description</b>	<b>Comments</b>	<b>Revision</b>
	dwg12830	Drawing Image Number		
1.	890-325C	MWR BLD 1/4X16 7/8SD ML CW	Standard Medium Lift	
1.	890-219C	MWR BLD 1/4X16 7/8SD HL CW	Optional High Lift	
1.	890-323C	MWR BLD 1/4X16 7/8SD LL CW	Optional Low Lift	
1.	890-700C	MWR BLD MULCH 1/4X16.87SD CW	Optional Mulch Blades	
2.	803-115C	NUT HEX 7/16-20 PLT		
3.	804-014C	WASHER LOCK 7/16 PLT		
4.	803-022C	NUT HEX 5/8-18 PLT		
5.	804-022C	WASHER LOCK SPRING 5/8 PLT		
6.	816-142C	V-BELT B93 95.75 E.L. KEVLAR		
7.	310-132S	CW SPDLE HUB ASSY 5"PULL 3"TB	Includes items 26 through 35, 37, 38 & 39	
8.	802-229C	HHCS 7/16-20X1 1/2 GR8		
9.	310-051D	IDLER SPACER		
10.	808-073C	FLAT IDLE PULLEY 6 1/4 O.D.		
11.	802-237C	HHCS 5/8-18X4 GR5		
12.	310-166S	IDLER TAKE-UP SUB	Includes one each of items 5, 10, 13, 15, 23 & 24 and two of item 22	
13.	802-051C	HHCS 5/8-11X1 1/2 GR5		
14.	803-014C	NUT HEX 3/8-16 PLT	(S/N 174815+)	Rev. 2 not compat. w/Rev. 1
14.	803-006C	NUT HEX 1/4-20 PLT	(S/N 174814-)	Rev. 1
15.	310-165H	IDLER MOUNT BAR		
16.	802-567C	SP EYE 3/8-16X4	(S/N 174815+)	Rev. 2 not compat. w/Rev. 1
16.	802-443C	SP EYE 1/4-20X4 1/4-4 1/2	(S/N 174814-)	Rev. 1
17.	310-095H	SPRING EYE-BOLT BRACKET		
18.	800-099C	SNAP RING EXT 7/16		
19.	310-094H	OVER-CENTER LATCH-90		
20.	807-068C	SPRING EXT BELT HANDLE		
21.	802-228C	HHCS 5/8-11X1 1/2 GR5 NYL		
22.	803-024C	NUT LOCK 5/8-11 PLT		
23.	310-353D	IDLER LINK BAR LONG		
24.	310-354D	IDLER LINK BAR SHORT		
25.	310-139S	CW SPDLE HUB ASSY 5"PULL 9.8TB	Includes items 26 through 38	
26.	802-384C	HFS 1/2-20X1 1/4 GR5		
26.	802-695C	HFS 1/2-20X2 GR8	Used with countered bpred shaft	
27.	804-110C	WASHER BLADE 2ODX.56THKX.51ID		
27.	310-043D	RPBY 804-110C		Rev 1; Use up stock
28.	310-300D	BLADE HUB		
29.	310-348S	SPDL 310-637D CW W/BOLT		
29.	310-361D	RPBY 310-348S		
30.	822-006C	BEARING 206		
31.	310-224D	BLADE HUB- MACH.-90		
32.	808-075C	B-GROOVE PULLEY 5 O.D.		
33.	172-242D	1/4 SQ. KEY X 7/8 LG		
34.	803-114C	NUT LOCK 3/4-16 NYLOC COLLAR		
35.	800-075C	ZERK 5/16-24 STRAIGHT #1711B		
36.	310-176D	72 CENTER GREASE TUBE		
37.	804-093C	WASHER FLAT 3/4 HARD ASTMF436		Rev. 2
37.	804-025C	WASHER FLAT 3/4 SAE PLT		Rev 1; Use up stock
38.	822-161C	BEARING 6206 W/ METAL SHIELD		Rev. 2
38.	822-006C	BEARING 206		Rev 1; Use up stock
39.	310-312D	LUBE FITTING 3" EXTENSION		
40.	804-110C	WASHER BLADE 2ODX.56THKX.51ID		



**Belt Drive Left Hand Deck (S/N 212181 to 239257)**

Applies to AFM4011 and AFM40133



16522

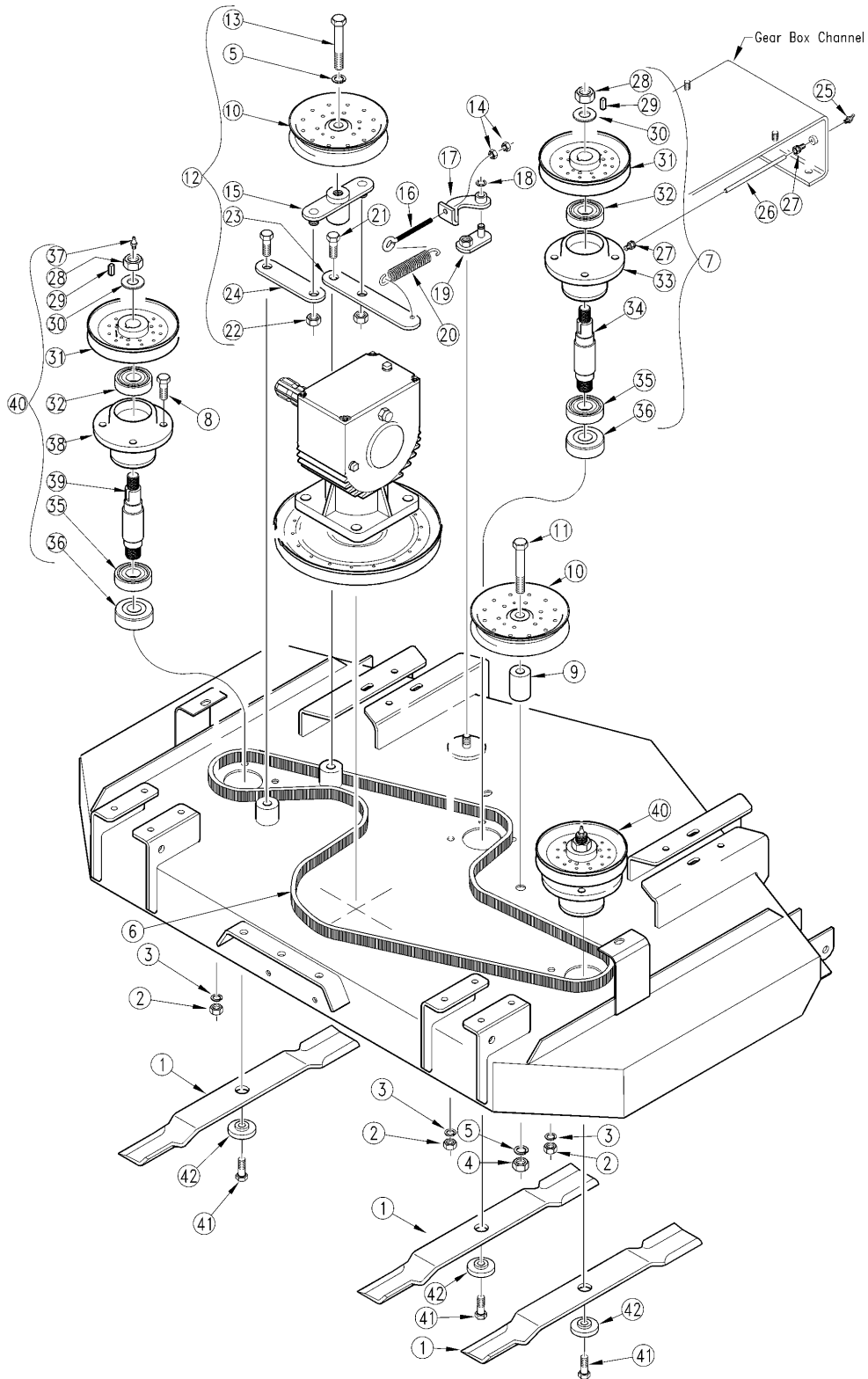


**Belt Drive Left Hand Deck (S/N 212181 to 239257)****Applies to AFM4011 and AFM40133**

Ref	Part No.	Part Description	Comments	Revision
	dwg16522	Drawing Image Number		
1.	890-325C	MWR BLD 1/4X16 7/8SD ML CW	Standard Medium Lift	
1.	890-219C	MWR BLD 1/4X16 7/8SD HL CW	Optional High Lift	
1.	890-323C	MWR BLD 1/4X16 7/8SD LL CW	Optional Low Lift	
1.	890-700C	MWR BLD MULCH 1/4X16.87SD CW	Optional Mulch Blades	
2.	803-115C	NUT HEX 7/16-20 PLT		
3.	804-014C	WASHER LOCK 7/16 PLT		
4.	803-022C	NUT HEX 5/8-18 PLT		
5.	804-022C	WASHER LOCK SPRING 5/8 PLT		
6.	816-142C	V-BELT B93 95.75 E.L. KEVLAR		
7.	315-375S	CW SPINDLE HUB ASSEMBLY 5IN.	Includes items 27 through 36	
8.	802-229C	HHCS 7/16-20X1 1/2 GR8		
9.	310-051D	IDLER SPACER		
10.	808-073C	FLAT IDLE PULLEY 6 1/4 O.D.		
11.	802-237C	HHCS 5/8-18X4 GR5		
12.	310-166S	IDLER TAKE-UP SUB	Includes one each of items 5, 10, 13,15, 23 & 24 and two of item 22.	
13.	802-051C	HHCS 5/8-11X1 1/2 GR5		
14.	803-014C	NUT HEX 3/8-16 PLT		
15.	310-165H	IDLER MOUNT BAR		
16.	802-567C	SP EYE 3/8-16X4		
17.	310-095H	SPRING EYE-BOLT BRACKET		
18.	800-099C	SNAP RING EXT 7/16		
19.	310-094H	OVER-CENTER LATCH-90		
20.	807-068C	SPRING EXT BELT HANDLE		
21.	802-228C	HHCS 5/8-11X1 1/2 GR5 NYL		
22.	803-024C	NUT LOCK 5/8-11 PLT		
23.	310-353D	IDLER LINK BAR LONG		
24.	310-354D	IDLER LINK BAR SHORT		
25.	800-193C	GREASE ZERK 1/8NPT 45-DEG		
26.	990-109R	TUBE NYLON 1/4OD X 062WL	Order Per Foot as Required	
27.	800-157C	FTG TUBE,CONNECTOR 1/8 MNPT		
28.	803-114C	NUT LOCK 3/4-16 NYLOC COLLAR		
29.	172-242D	1/4 SQ. KEY X 7/8 LG		
30.	804-093C	WASHER FLAT 3/4 HARD ASTM436		
31.	808-075C	B-GROOVE PULLEY 5 O.D.		
32.	822-161C	BEARING 6206 W/ METAL SHIELD		
33.	310-224D	BLADE HUB - MACH		
34.	310-348S	SPDL 310-637D CW W/BOLT		
34.	310-361D	RPBY 310-348S		
35.	822-006C	BEARING 206		
36.	310-300D	BLADE HUB - 7/8		
37.	802-695C	HFS 1/2-20X2 GR8	Used with countered bored shaft	
37.	802-384C	HFS 1/2-20X1 1/4 GR5		
38.	804-110C	WASHER BLADE 2ODX.56THKX.51ID		

**Belt Drive Left Hand Deck (S/N 239258+)**

Applies to AFM4011 and AFM40133



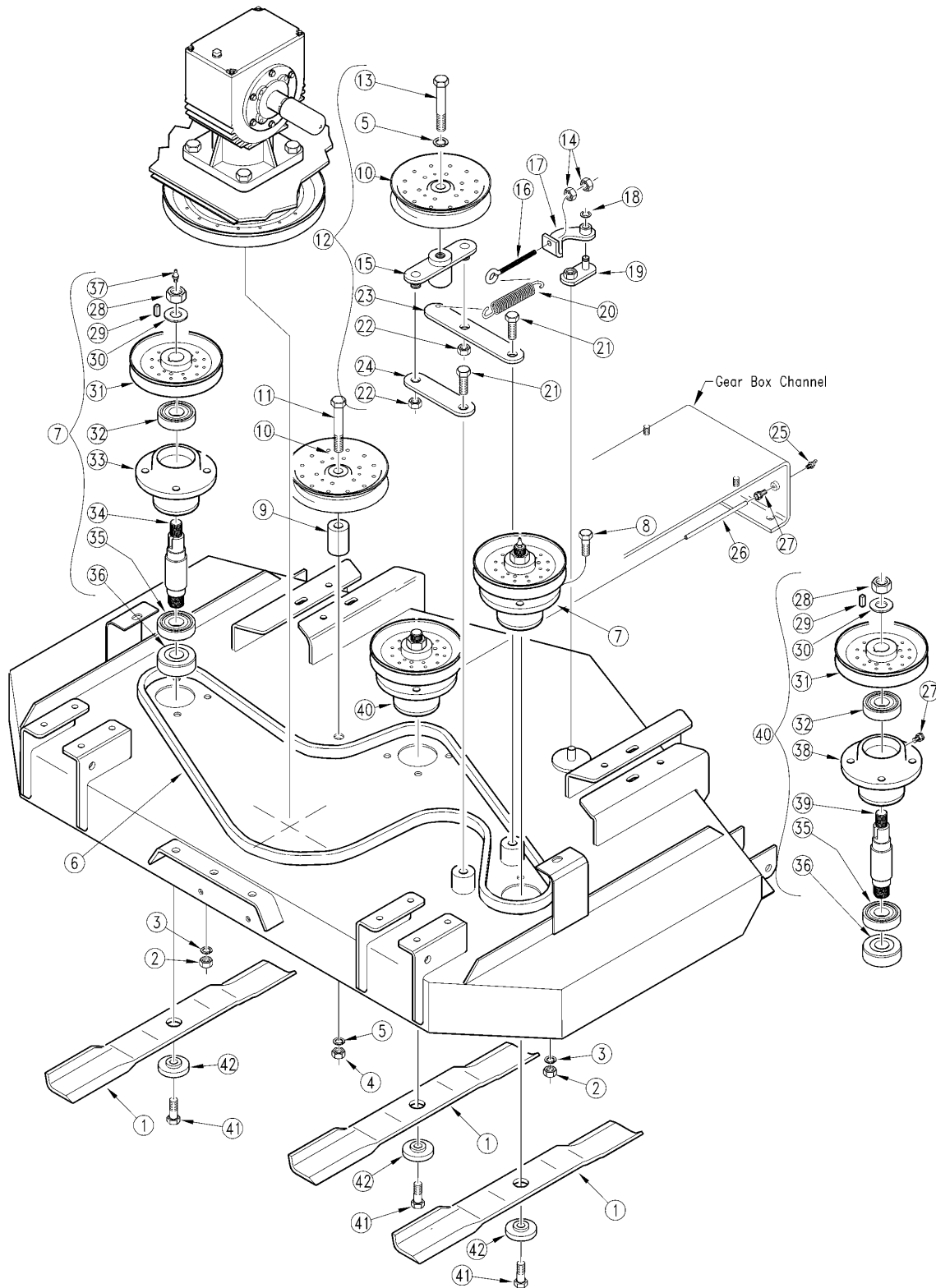
17280

**Belt Drive Left Hand Deck (S/N 239258+)****Applies to AFM4011 and AFM40133**

Ref	Part No.	Part Description	Comments	Revision
	dwg17280	Drawing Image Number		
1.	890-219C	MWR BLD 1/4X16 7/8SD HL CW	Optional High Lift	
1.	890-325C	MWR BLD 1/4X16 7/8SD ML CW	Standard Medium Lift	
1.	890-323C	MWR BLD 1/4X16 7/8SD LL CW	Optional Low Lift	
1.	890-700C	MWR BLD MULCH 1/4X16.87SD CW	Optional Mulch Blades	
2.	803-115C	NUT HEX 7/16-20 PLT		
3.	804-014C	WASHER LOCK 7/16 PLT		
4.	803-022C	NUT HEX 5/8-18 PLT		
5.	804-022C	WASHER LOCK SPRING 5/8 PLT		
6.	816-142C	V-BELT B93 95.75 E.L. KEVLAR		
7.	315-375S	CW SPINDLE HUB ASSEMBLY 5IN.	Includes items 27 through 36	
8.	802-229C	HHCS 7/16-20X1 1/2 GR8		
9.	310-051D	IDLER SPACER		
10.	808-073C	FLAT IDLE PULLEY 6 1/4 O.D.		
11.	802-237C	HHCS 5/8-18X4 GR5		
12.	310-166S	IDLER TAKE-UP SUB	Includes one each of items 5, 10, 13,15, 23 & 24 and two of item 22	
13.	802-051C	HHCS 5/8-11X1 1/2 GR5		
14.	803-014C	NUT HEX 3/8-16 PLT		
15.	310-165H	IDLER MOUNT BAR		
16.	802-567C	SP EYE 3/8-16X4		
17.	310-095H	SPRING EYE-BOLT BRACKET		
18.	800-099C	SNAP RING EXT 7/16		
19.	310-094H	OVER-CENTER LATCH-90		
20.	807-068C	SPRING EXT BELT HANDLE		
21.	802-228C	HHCS 5/8-11X1 1/2 GR5 NYL		
22.	803-024C	NUT LOCK 5/8-11 PLT		
23.	310-353D	IDLER LINK BAR LONG		
24.	310-354D	IDLER LINK BAR SHORT		
25.	800-193C	GREASE ZERK 1/8NPT 45-DEG		
26.	990-109R	TUBE NYLON 1/4OD X 062WL	Order Per Foot as Required	
27.	800-157C	FTG TUBE,CONNECTOR 1/8 MNPT		
28.	803-114C	NUT LOCK 3/4-16 NYLOC COLLAR		
29.	172-242D	1/4 SQ. KEY X 7/8 LG		
30.	804-093C	WASHER FLAT 3/4 HARD ASTM436		
31.	808-075C	B-GROOVE PULLEY 5 O.D.		
32.	822-161C	BEARING 6206 W/ METAL SHIELD		
33.	310-224D	BLADE HUB - MACH		
34.	310-348S	SPDL 310-637D CW W/BOLT		
34.	310-361D	RPBY 310-348S		
35.	822-006C	BEARING 206		
36.	310-300D	BLADE HUB - 7/8		
37.	800-001C	GREASE ZERK STRAIGHT 1/4-28		
38.	310-457D	BLADE HUB MACHINED TOP GREASE		
39.	310-630D	BLADE SPINDLE SHAFT CW TG	(S/N 329661+)	Rev. 2 not compat. w/Rev. 1
39.	310-454D	RPBY 310-349S	(S/N 329660-)	Rev. 1
40.	310-248S	CW TG SPINDLE HUB ASSY 5" PULL	Includes items 28 through 32 and 35 through 39	
41.	802-695C	HFS 1/2-20X2 GR8	(S/N 329661+)	Rev. 2 not compat. w/Rev. 1
41.	802-384C	HFS 1/2-20X1 1/4 GR5	(S/N 329660-)	Rev. 1
42.	804-110C	WASHER BLADE 2ODX.56THKX.51ID		

# Belt Drive Right Hand (S/N 239258+)

Applies to AFM4011 and AFM40133



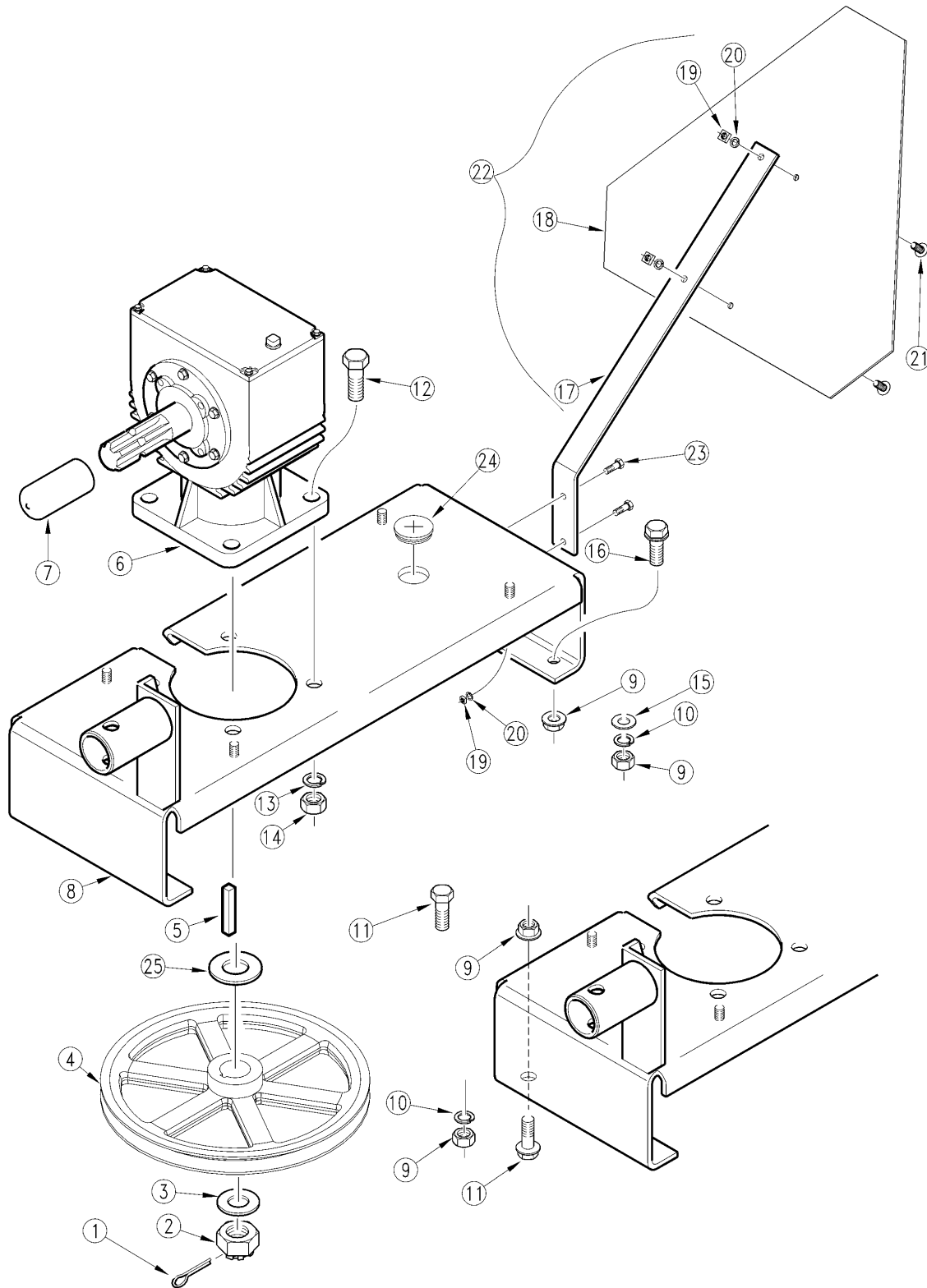
17279

**Belt Drive Right Hand (S/N 239258+)****Applies to AFM4011 and AFM40133**

<b>Ref</b>	<b>Part No.</b>	<b>Part Description</b>	<b>Comments</b>	<b>Revision</b>
	dwg17279	Drawing Image Number		
1.	890-326C	MWR BLD 1/4X16 7/8SD ML CCW	Standard Medium Lift	
1.	890-322C	MWR BLD 1/4X16 7/8SD HL CCW	Optional High Lift	
1.	890-324C	MWR BLD 1/4X16 7/8SD LL CCW	Optional Low Lift	
2.	803-115C	NUT HEX 7/16-20 PLT		
3.	804-014C	WASHER LOCK 7/16 PLT		
4.	803-022C	NUT HEX 5/8-18 PLT		
5.	804-022C	WASHER LOCK SPRING 5/8 PLT		
6.	816-142C	V-BELT B93 95.75 E.L. KEVLAR		
7.	310-251S	CCW TG SPNDL HUB ASSY 5" PULL	Includes items 28 through 37	
8.	802-229C	HHCS 7/16-20X1 1/2 GR8		
9.	310-051D	IDLER SPACER		
10.	808-073C	FLAT IDLE PULLEY 6 1/4 O.D.		
11.	802-237C	HHCS 5/8-18X4 GR5		
12.	315-143S	CEN-RH. IDLER TAKE-UP SUB	Includes one each of items 5, 10, 13, 15,23 & 24 and two of item 22	
13.	802-051C	HHCS 5/8-11X1 1/2 GR5		
14.	803-014C	NUT HEX 3/8-16 PLT		
15.	310-165H	IDLER MOUNT BAR		
16.	802-567C	SP EYE 3/8-16X4		
17.	310-095H	SPRING EYE-BOLT BRACKET		
18.	800-099C	SNAP RING EXT 7/16		
19.	310-094H	OVER-CENTER LATCH-90		
20.	807-068C	SPRING EXT BELT HANDLE		
21.	802-228C	HHCS 5/8-11X1 1/2 GR5 NYL		
22.	803-024C	NUT LOCK 5/8-11 PLT		
23.	310-353D	IDLER LINK BAR LONG		
24.	310-354D	IDLER LINK BAR SHORT		
25.	800-193C	GREASE ZERK 1/8NPT 45-DEG		
26.	990-109R	TUBE NYLON 1/4OD X 062WL	Order Per Foot as Required	
27.	800-157C	FTG TUBE,CONNECTOR 1/8 MNPT		
28.	803-228C	NUT HEX 3/4-16LH NYLOC COLLAR		
29.	172-242D	1/4 SQ. KEY X 7/8 LG		
30.	804-093C	WASHER FLAT 3/4 HARD ASTM436		
31.	808-075C	B-GROOVE PULLEY 5 O.D.		
32.	822-161C	BEARING 6206 W/ METAL SHIELD		
33.	310-457D	BLADE HUB MACHINED TOP GREASE		
34.	310-631D	BLADE SPINDLE SHAFT CCW TG	(S/N 329661+)	Rev. 2 not compat. w/Rev. 1
34.	310-455D	RPBY 310-350S	(S/N 329660-)	
35.	822-006C	BEARING 206		
36.	315-494D	BLADE HUB C.C.W.		
37.	800-001C	GREASE ZERK STRAIGHT 1/4-28		
38.	310-224D	BLADE HUB - MACH		
39.	310-352S	SPDL 310-636D CCW W/BOLT		
39.	315-493D	RPBY 310-352S		
40.	315-377S	CCW SPINDLE HUB ASSEMBLY 5"	Includes items 27 through 32, 35, 36, 38 & 39	
41.	802-696C	HFS 1/2-20X2 LH GR8	(S/N 329661+)	Rev. 2 not compat. w/Rev. 1
41.	802-447C	HFS 1/2-20X1 1/4 LH GR5	(S/N 329660-)	Rev. 1
42.	804-110C	WASHER BLADE 2ODX.56THKX.51ID		

# Channel Center Deck

Applies to AFM4011 and AFM40133



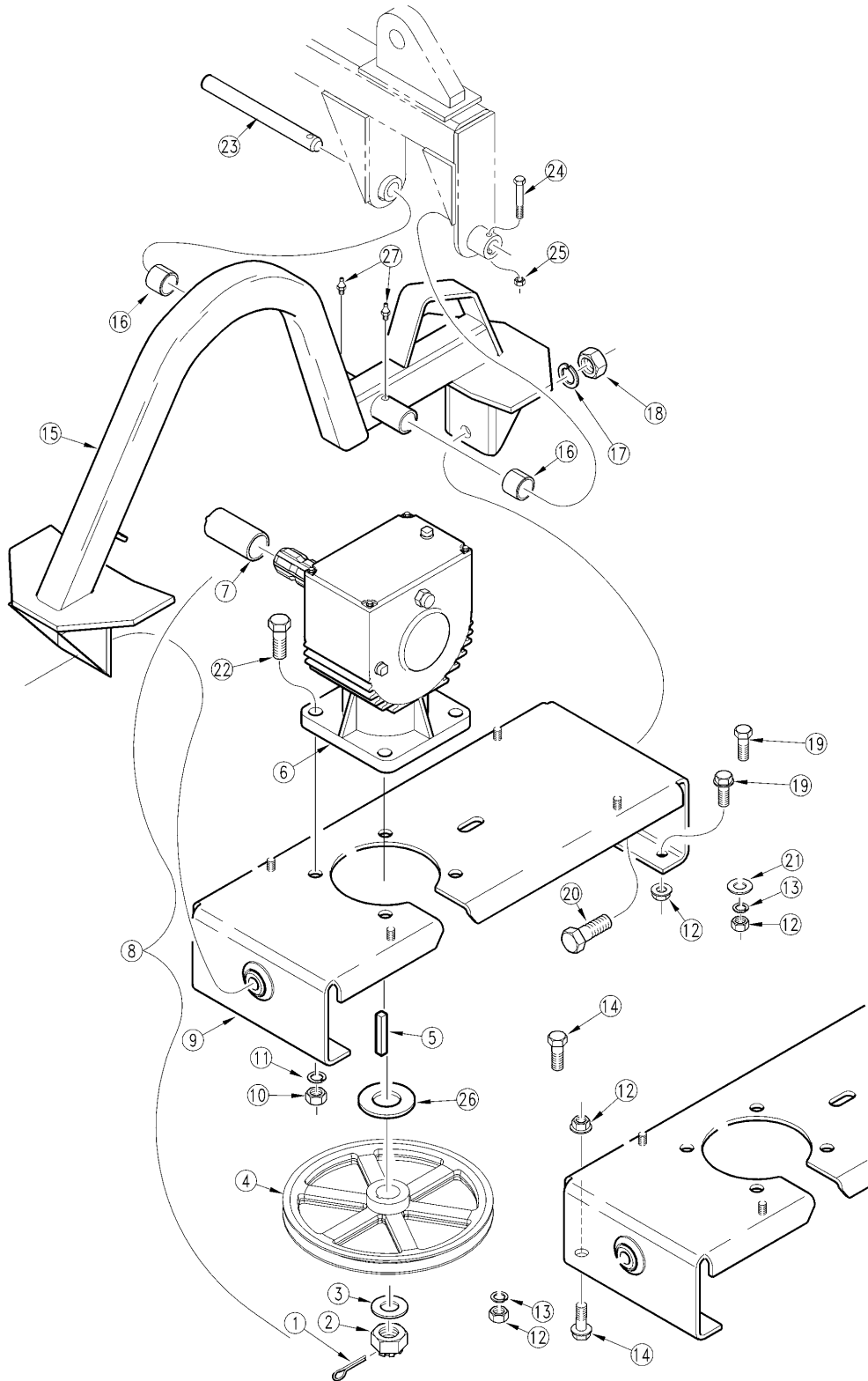
16523

**Channel Center Deck****Applies to AFM4011 and AFM40133**

Ref	Part No.	Part Description	Comments	Revision
	dwg16523	Drawing Image Number		
1.	805-017C	PIN COTTER 3/16 X 1 3/4 PLT		
2.	11-007	ITG 1"-14 SLOTTED HEX NUT		
3.	804-029C	WASHER FLAT 1 SAE PLT		
4.	808-336C	B-GROOVE PULLEY 12" CAST-IRON		Rev. 2
4.	808-182C	B-GROOVE DRIVE PULLEY 12 OD		Rev 1; Use up stock
5.	310-331D	KEY 1/4" X 11/16" LONG		
6.	826-327C	GBOX MOWER 50 HP 1:2.8 CCW	Service Only	Rev. 4
6.	826-295C	RPBY 826-327C	(S/N 214222-340848)	Rev. 3
6.	826-205C	RPBY 826-295C	(S/N 214222 )	Rev. 2 not compat. w/Rev. 1
6.	826-123C	RPBY 826-205C	(S/N 214221-)	Rev. 1
7.	817-050C	GEARBOX SHAFT PROTECTOR	(S/N 218010-)	
8.	315-411H	AFM4011 CENTER GB CHANNEL WELD	(S/N 239258+)	Rev. 3 not compat. w/Rev. 2 or 1
8.	315-391H	11AFM CENTER GEARBOX MNT WLDMT	(S/N 225160-239257)	Rev. 3 not compat. w/Rev. 2 or 1
8.	315-276H	133 CEN. GEAR BOX CHANNEL	(S/N 176350-225159)	Rev. 2 not compat. w/Rev. 1
8.	315-151H	G.B. MOUNT CHANNEL-CEN AFM133	(S/N 176349-)	Rev. 1
9.	803-037C	NUT HEX WHIZ 1/2-13 PLT	(S/N 286810+)	Rev. 2 not compat. w/Rev. 1
9.	803-020C	NUT HEX 1/2-13 PLT	(S/N 286809-)	Rev. 1
10.	804-015C	WASHER LOCK SPRING 1/2 PLT	(S/N 286809-)	
11.	802-203C	HFSS 1/2-13X1 1/2 GR5	(S/N 286810+)	Rev. 2 not compat. w/Rev. 1
11.	802-034C	HHCS 1/2-13X1 1/4 GR5	(S/N 286809-)	Rev. 1
12.	802-246C	HHCS 5/8-18X1 3/4 GR5		
13.	804-022C	WASHER LOCK SPRING 5/8 PLT		
14.	803-022C	NUT HEX 5/8-18 PLT		
15.	804-016C	WASHER FLAT 1/2 SAE PLT	(S/N 286809-)	
16.	802-203C	HFSS 1/2-13X1 1/2 GR5	(S/N 286810+)	Rev. 2 not compat. w/Rev. 1
16.	802-091C	HHCS 1/2-13X1 1/2 GR5	(S/N 286809-)	Rev. 1
17.	807-176C	SMV MOUNT BAR SPRING STEEL	(S/N 239258+)	Rev. 2
17.	315-478D	SMV MOUNT BAR	(S/N 239257-)	Rev 1; Use up stock
18.	818-055C	DECAL SLOW MOVING-GALV. BACKED		
19.	803-293C	NUT HEX FLANGE LOCK 1/4-20 PLT		Rev. 2
19.	803-005C	NUT SQ 1/4-20 PLT		Rev 1; Use up stock
20.	804-006C	WASHER LOCK SPRING 1/4 PLT	Not required with lock nut	
21.	801-018C	SCREW RD HD 1/4-20 X 5/8		
22.	315-037V	SMV PACKAGE	Includes items 18 through 22	
23.	802-005C	HHCS 1/4-20X1 GR5		
24.	816-298C	RUBBER PLUG 1 3/8 W/CROSS SLIT		
25.	310-041D	GEAR BOX SPACER	(S/N 211744-)	

# Channel Left Hand Deck

Applies to AFM4011 and AFM40133



16524

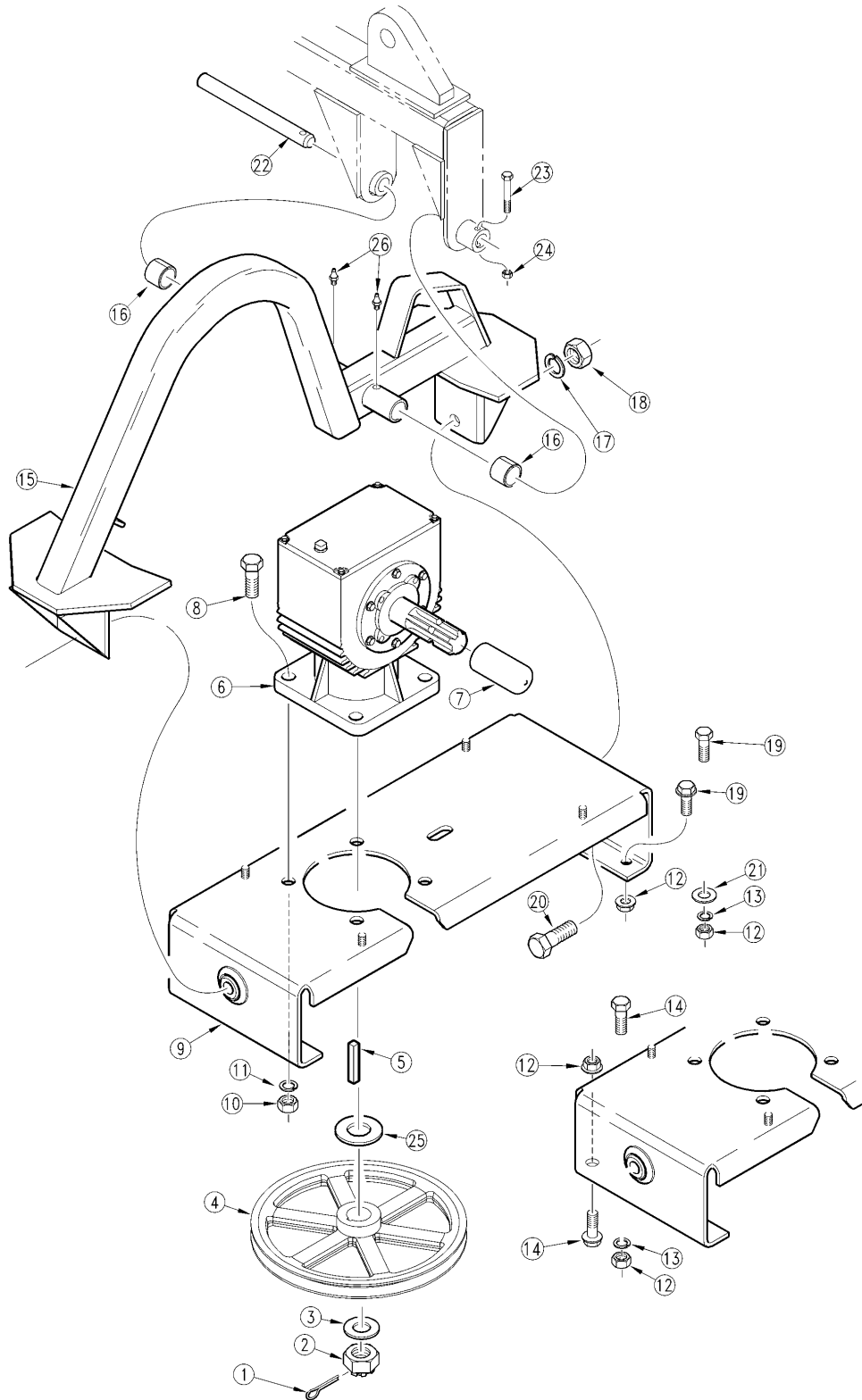


**Channel Left Hand Deck****Applies to AFM4011 and AFM40133**

Ref	Part No.	Part Description	Comments	Revision
	dwg16524	Drawing Image Number		
1.	805-017C	PIN COTTER 3/16 X 1 3/4 PLT		
2.	11-007	ITG 1"-14 SLOTTED HEX NUT		
3.	804-029C	WASHER FLAT 1 SAE PLT		
4.	808-336C	B-GROOVE PULLEY 12" CAST-IRON		Rev. 2
4.	808-182C	B-GROOVE DRIVE PULLEY 12 OD		Rev. 1
5.	310-331D	KEY 1/4" X 11/16" LONG		
6.	826-326C	GBOX MOWER 50 HP 1:2.8 CW	Service Only	
6.	826-296C	RPBY 826-326C	(S/N 214222-340848)	Rev. 3
6.	826-206C	RPBY 826-296C	(S/N 214222+)	Rev. 2
6.	826-085C	RPBY 826-206C	(S/N 214221-) If the new gear box 826-206C is ordered then part number 315-141H item 15 must also be ordered.	Rev. 1
7.	817-050C	GEARBOX SHAFT PROTECTOR	(S/N 218010-)	
8.	315-158S	AFM4011 LH GB CHANNEL ASSY CW	Includes items 1 through 7, 9, 10, 11 & 21	
9.	315-392H	11AFM WING GEARBOX MNT WLDMT	(S/N 225160+)	Rev. 2 not compat. w/Rev. 1; Rev. 3
9.	315-275H	133 WING GEAR BOX CHANNEL	(S/N 176350-225159)	Rev. 2 not compat. w/Rev. 1; Rev. 2
9.	315-150H	G.B. MOUNT CHANNEL-WING AFM133	(S/N 176349-)	Rev. 1
10.	803-022C	NUT HEX 5/8-18 PLT		
11.	804-022C	WASHER LOCK SPRING 5/8 PLT		
12.	803-037C	NUT HEX WHIZ 1/2-13 PLT	(S/N 286810+)	Rev. 2 not compat. w/Rev. 1
12.	803-020C	NUT HEX 1/2-13 PLT	(S/N 286809-)	Rev. 1
13.	804-015C	WASHER LOCK SPRING 1/2 PLT	(S/N 286809-)	
14.	802-203C	HFSS 1/2-13X1 1/2 GR5	(S/N 286810+)	Rev. 2 not compat. w/Rev. 1
14.	802-034C	HHCS 1/2-13X1 1/4 GR5	(S/N 286809-)	Rev. 1
15.	315-141H	WING DECK FLEX ARM	(S/N 214222+) This weldment was revised to fit the new gear box 826-206C.	
16.	890-331C	BUSHING 1 X 3/4 X 1		
17.	804-022C	WASHER LOCK SPRING 5/8 PLT		
18.	803-021C	NUT HEX 5/8-11 PLT		
19.	802-203C	HFSS 1/2-13X1 1/2 GR5	(S/N 286810+)	Rev. 2 not compat. w/Rev. 1
19.	802-091C	HHCS 1/2-13X1 1/2 GR5	(S/N 286809-)	Rev. 1
20.	802-055C	HHCS 5/8-11X2 GR5		
21.	804-016C	WASHER FLAT 1/2 SAE PLT	(S/N 286809-)	
22.	802-246C	HHCS 5/8-18X1 3/4 GR5		
23.	315-488D	DECK TO TOOLBAR PIN		
24.	802-370C	HHCS 1/4-20X1 3/4 GR5		
25.	803-007C	NUT LOCK 1/4-20 PLT		
26.	310-041D	GEAR BOX SPACER	(S/N 211744-)	
27.	800-080C	GREASE ZERK 1/4-28 THD FORMING		

# Channel Right Hand Deck

Applies to AFM4011 and AFM40133



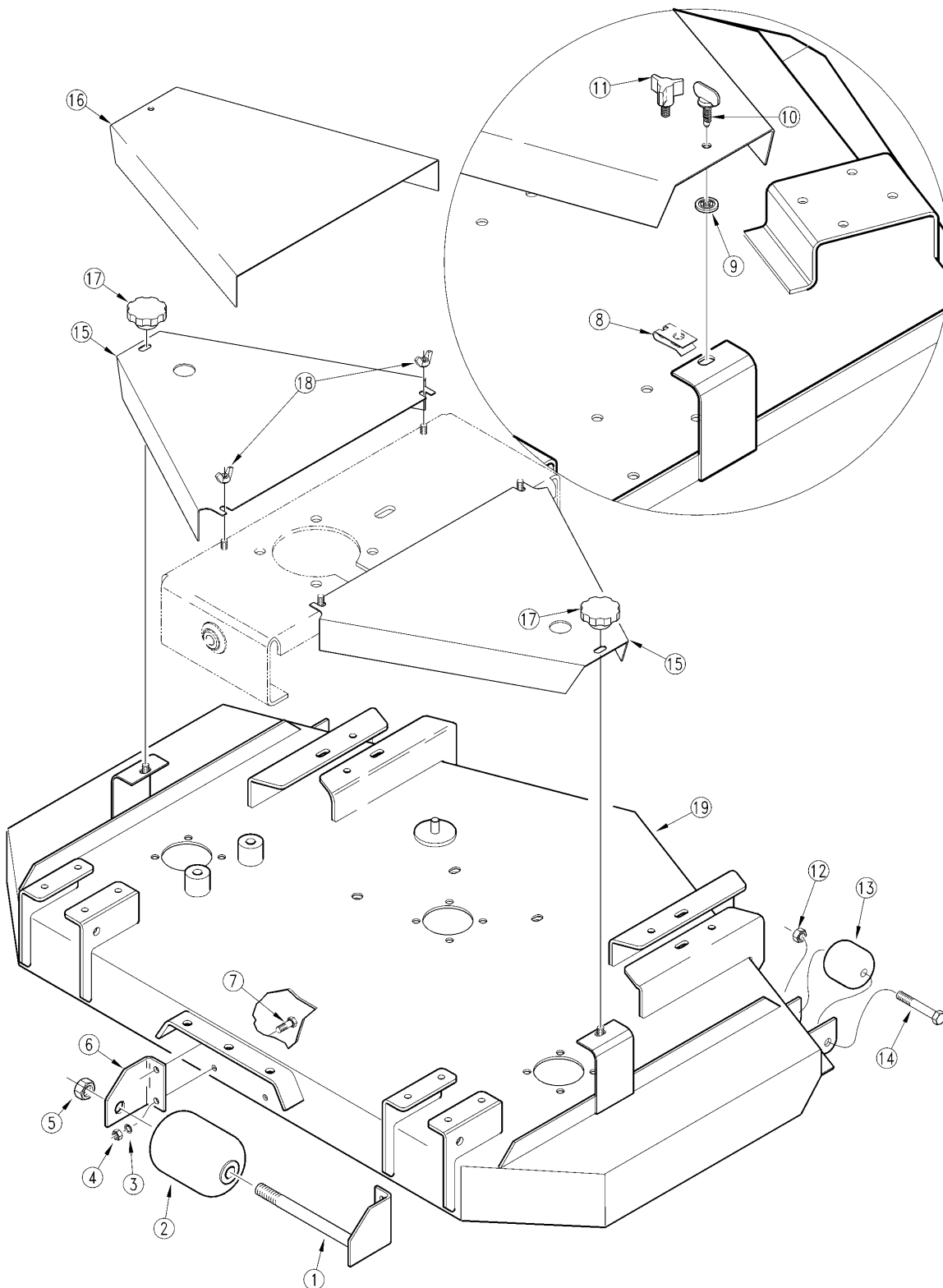
16525

**Channel Right Hand Deck****Applies to AFM4011 and AFM40133**

Ref	Part No.	Part Description	Comments	Revision
	dwg16525	Drawing Image Number		
1.	805-017C	PIN COTTER 3/16 X 1 3/4 PLT		
2.	11-007	ITG 1"-14 SLOTTED HEX NUT		
3.	804-029C	WASHER FLAT 1 SAE PLT		
4.	808-336C	B-GROOVE PULLEY 12" CAST-IRON 2nd revision		
4.	808-182C	B-GROOVE DRIVE PULLEY 12 OD 1st revision		
5.	310-331D	KEY 1/4" X 11/16" LONG		
6.	826-327C	GBOX MOWER 50 HP 1:2.8 CCW	Service Only	
6.	826-295C	RPBY 826-327C	(S/N 214222 <-> 340848)	Rev. 3
6.	826-205C	RPBY 826-295C	(S/N 214222+)	Rev. 2
6.	826-123C	RPBY 826-205C	(S/N 214221-) If the new gear box 826-205C is ordered then part number 315-141H item 15 must also be ordered.	Rev. 1
7.	817-050C	GEARBOX SHAFT PROTECTOR	(S/N 218010-)	
8.	802-246C	HHCS 5/8-18X1 3/4 GR5		
9.	315-392H	11AFM WING GEARBOX MNT WLDMT	(S/N 225160+)	Rev. 2 not compat. w/Rev. 1; Rev. 3
9.	315-275H	133 WING GEAR BOX CHANNEL	(S/N 176350 <-> 225159)	Rev. 2 not compat. w/Rev. 1
9.	315-150H	G.B. MOUNT CHANNEL-WING AFM133	(S/N 176349-)	Rev. 1
10.	803-022C	NUT HEX 5/8-18 PLT		
11.	804-022C	WASHER LOCK SPRING 5/8 PLT		
12.	803-037C	NUT HEX WHIZ 1/2-13 PLT	(S/N 286810+)	Rev. 2 not compat. w/Rev. 1
12.	803-020C	NUT HEX 1/2-13 PLT	(S/N 286809-)	Rev. 1
13.	804-015C	WASHER LOCK SPRING 1/2 PLT	(S/N 286809-)	
14.	802-203C	HFSS 1/2-13X1 1/2 GR5	(S/N 286810+)	Rev. 2 not compat. w/Rev. 1
14.	802-034C	HHCS 1/2-13X1 1/4 GR5	(S/N 286809-)	Rev. 1
15.	315-141H	WING DECK FLEX ARM	(S/N 214222+) This weldment was revised to fit the new gear box 826-205C.	
16.	890-331C	BUSHING 1 X 3/4 X 1		
17.	804-022C	WASHER LOCK SPRING 5/8 PLT		
18.	803-021C	NUT HEX 5/8-11 PLT		
19.	802-203C	HFSS 1/2-13X1 1/2 GR5	(S/N 286810+)	Rev. 2 not compat. w/Rev. 1
19.	802-091C	HHCS 1/2-13X1 1/2 GR5	(S/N 286809-)	Rev. 1
20.	802-055C	HHCS 5/8-11X2 GR5		
21.	804-016C	WASHER FLAT 1/2 SAE PLT	(S/N 286809-)	
22.	315-488D	DECK TO TOOLBAR PIN		
23.	802-370C	HHCS 1/4-20X1 3/4 GR5		
24.	803-007C	NUT LOCK 1/4-20 PLT		
25.	310-041D	GEAR BOX SPACER	(S/N 211744-)	
26.	800-080C	GREASE ZERK 1/4-28 THD FORMING		

# Deck and Roller

Applies to AFM4011 and AFM40133



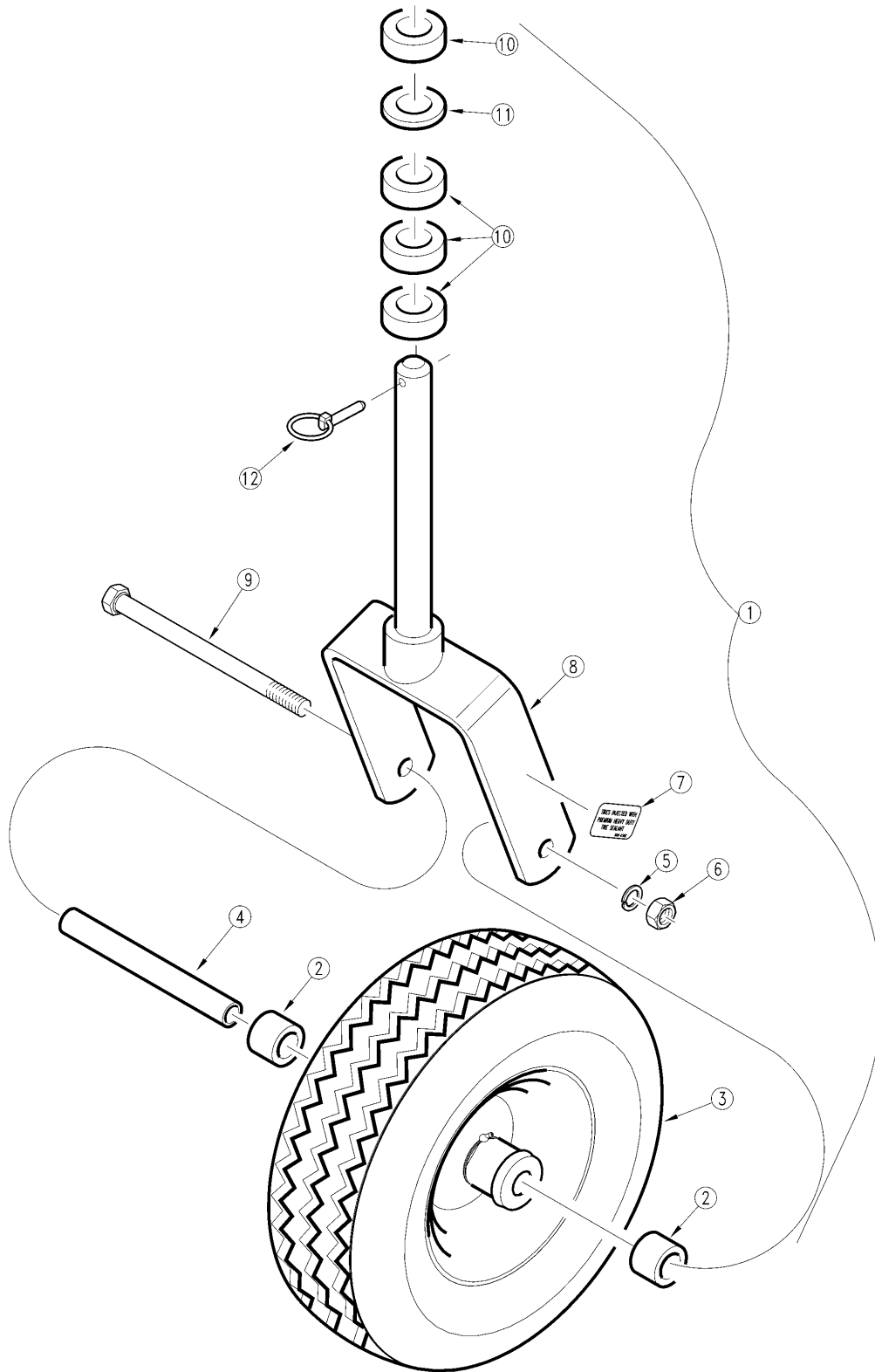
12652

**Deck and Roller****Applies to AFM4011 and AFM40133**

<b>Ref</b>	<b>Part No.</b>	<b>Part Description</b>	<b>Comments</b>	<b>Revision</b>
	dwg12652	Drawing Image Number		
1.	315-133H	FRONT ROLLER BRKT L.H.	(S/N 176001+)	Rev. 2
1.	310-319H	LOW LH FRONT ROLLER WELDMENT	(S/N 176000-)	Rev 1; Use up stock
2.	817-082C	4 X 5 1/2 FRONT ROLLER		
3.	804-013C	WASHER LOCK SPRING 3/8 PLT		
4.	803-014C	NUT HEX 3/8-16 PLT		
5.	803-114C	NUT LOCK 3/4-16 NYLOC COLLAR		
6.	315-409D	FRONT ROLLER MOUNT-R.H.	(S/N 176001+)	Rev. 2
6.	310-533D	LOW FRONT ROLLER RH BRACKET	(S/N 176000-)	Rev 1; Use up stock
7.	802-017C	HHCS 3/8-16X1 GR5		
8.	800-163C	CLIP U-TYPE NUT 1/4-20 SLF-RET	(S/N 143133<->176349)	Rev. 2 not compat. w/Rev. 1
8.	800-115C	CLIP, U-TYPE NUT	(S/N 143132-)	Rev. 1
9.	800-116C	NYLON PUSH-ON RETAINER	(S/N 143132-)	
10.	800-114C	REP BY 817-192C & 800-163C	(S/N 143132-)	
11.	817-192C	KNOB 3 PRONG 1/4-20 X 1/2 LG	(S/N143133<->176349)	
12.	803-019C	NUT LOCK 1/2-13 PLT		
13.	817-195C	ROLLER ANTI-SCALP 2 OD 2nd revision		
13.	315-234D	RPBY 817-195C Use up existing stock; revision 1		
14.	802-041C	HHCS 1/2-13X3 1/2 GR5		
15.	315-789D	AFM4011 BELT COVER	(S/N 239258+)	Rev. 2 not compat. w/Rev. 1 or 3; Rev. 4
15.	315-776D	AFM4011 BELT GUARD	(S/N 225160 <-> 229257)	Rev. 2 not compat. w/Rev. 1; Rev. 3
15.	315-618D	40133 BELT GUARD	(S/N 176350 <-> 225159)	Rev. 2 not compat. w/Rev. 1
16.	315-481D	48" DECK BELT GUARD	(S/N 176349-)	Rev. 1
17.	817-259C	KNOB 3/8-16 FEMALE THD 2 3/8OD	(S/N 176350+)	
18.	803-231C	NUT WING 3/8-16 PLT	(S/N 176350+)	
19.	315-281H	133 L.H. DECK WELD	(S/N 17650+)	Rev. 2 not compat. w/Rev. 1
19.	315-120H	RPBY 315-506A	(S/N 176349-)	Rev. 1
19.	315-282H	133 CEN.-R.H. DECK WELD	(S/N 176350+)	Rev. 2 not compat. w/Rev. 1
19.	315-121H	RPBY 315-209A OR 315-217A	(S/N 176349-)	Rev. 1

# Gauge Wheel Castered (176349-)

Applies to AFM4011 and AFM40133



12700

***Gauge Wheel Castered (176349-)***

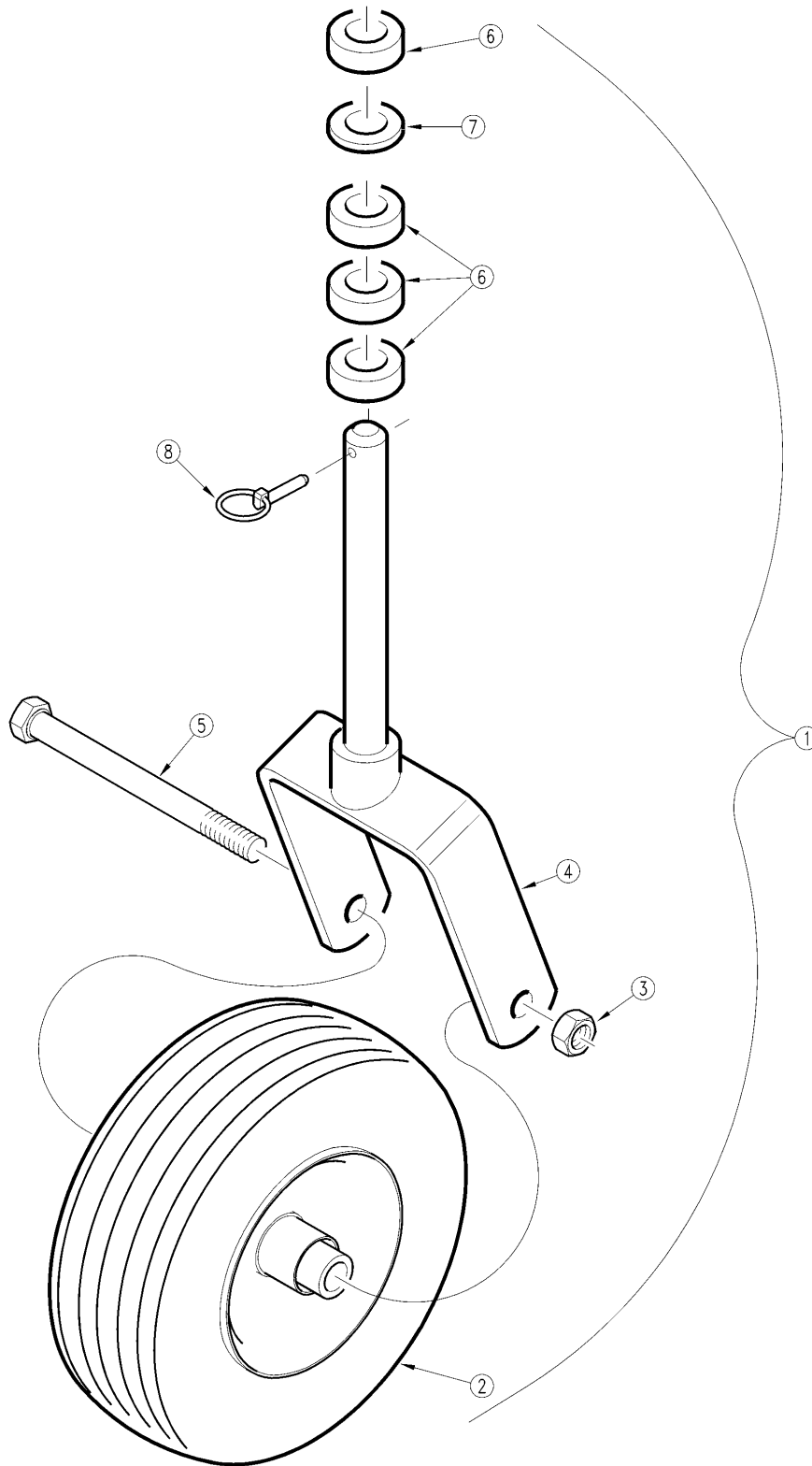
---

**Applies to AFM4011 and AFM40133**

<b>Ref</b>	<b>Part No.</b>	<b>Part Description</b>	<b>Comments</b>	<b>Revision</b>
	dwg12700	Drawing Image Number		
1.	315-156S	RPBY 310-105S		
2.	310-024D	GAUGE WHEEL SPACER - SHORT		
3.	814-071C	TIRE 10 X 4 TUBELESS AIR		
4.	310-328D	SPACER TUBE GA. WHL. 5 1/8 LG		
5.	804-015C	WASHER LOCK SPRING 1/2 PLT		
6.	803-018C	NUT HEX 1/2-20 PLT		
7.	818-238C	DECAL TIRES INJECTED W/SEALANT		
8.	310-149H	GAUGE WHEEL YOKE(5 1/8 INSIDE)		
9.	802-350C	HHCS 1/2-20X6 1/2 GR5		
10.	827-002C	SPACER 1"		
11.	827-001C	SPACER 1/2"		
12.	805-126C	PIN LYNCH 1/4 X 1 3/4 PLT		

**Gauge Wheel Castered (S/N 176350 to 225159-)**

Applies to AFM4011 and AFM40133



10500

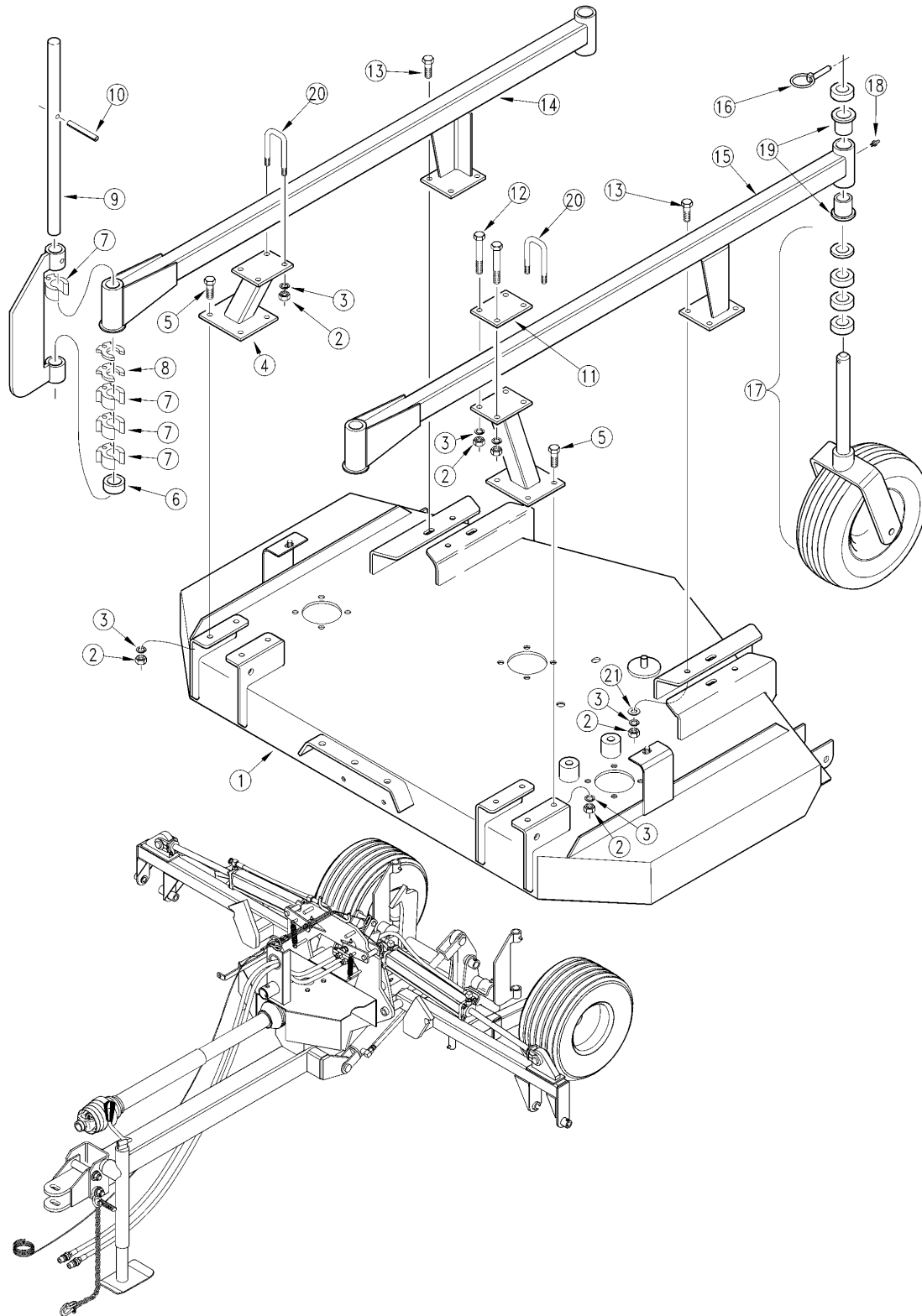


***Gauge Wheel Castered (S/N 176350 to 225159-)*****Applies to AFM4011 and AFM40133**

<b>Ref</b>	<b>Part No.</b>	<b>Part Description</b>	<b>Comments</b>	<b>Revision</b>
	dwg10500	Drawing Image Number		
1.	315-291S	11X4.00 CASTER GW YOKE		
1.	814-191C	11X400-5 (LITE FOAM) RIB TIRE	Optional foam filled tire	
2.	814-144C	11 X 400-5 RIB TIRE W 3/4 BRGS		
3.	803-025C	NUT HEX 3/4-10 PLT NYLOCK		
4.	315-300H	11' GW YOKE 5 1/8X5 1/8 INSIDE		
5.	802-095C	HHCS 3/4-10X7 GR5		
6.	827-002C	SPACER 1"		
7.	827-001C	SPACER 1/2"		
8.	805-126C	PIN LYNCH 1/4 X 1 3/4 PLT		

# Gauge Wheel Center Deck (S/N 225159-)

Applies to AFM4011 and AFM40133



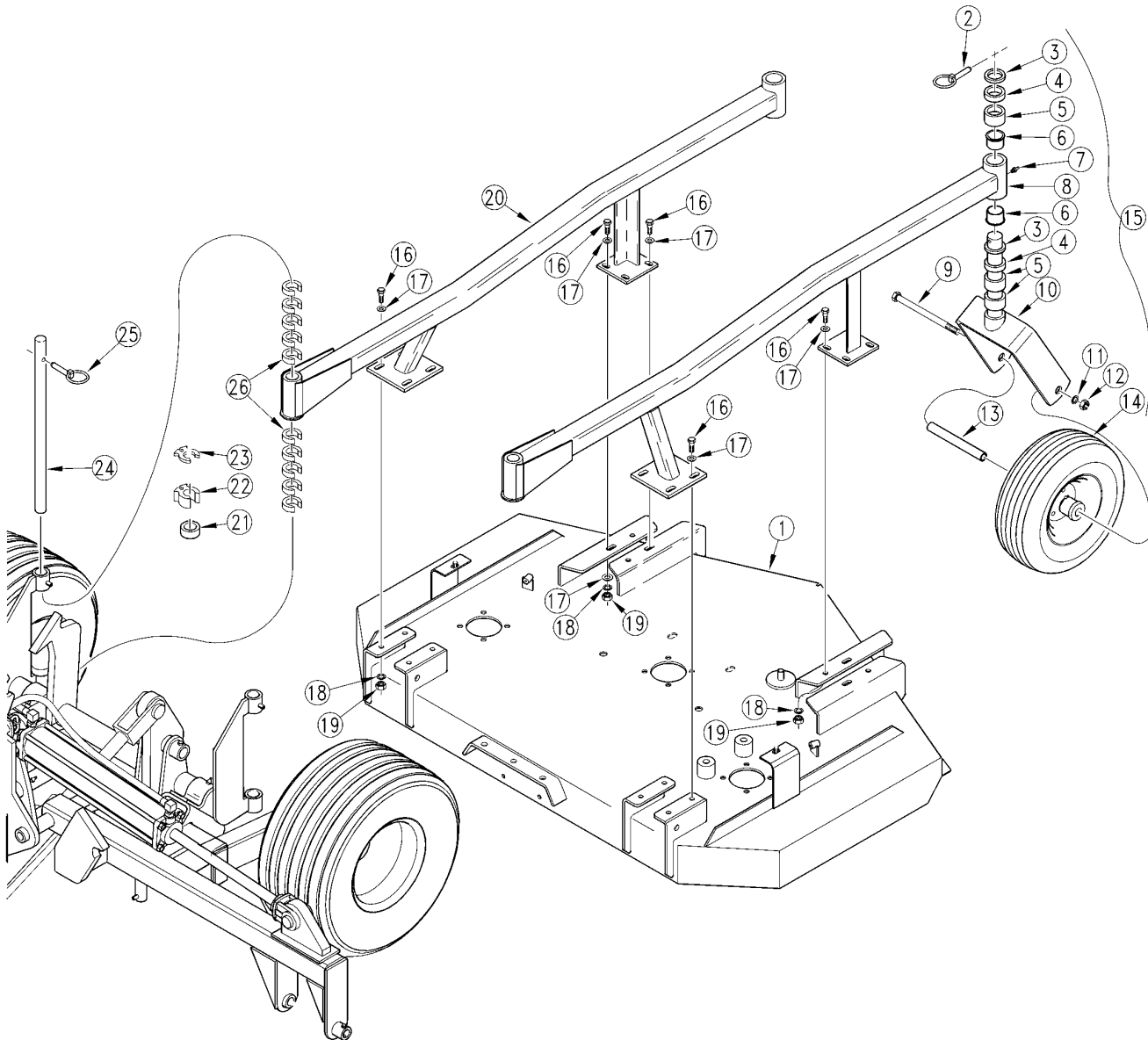
12648

**Gauge Wheel Center Deck (S/N 225159-)****Applies to AFM4011 and AFM40133**

Ref	Part No.	Part Description	Comments	Revision
	dwg12648	Drawing Image Number		
1.	315-282H	133 CEN.-R.H. DECK WELD	(S/N 176350+)	Rev. 2 not compat. w/Rev. 1
1.	315-121H	R.H. & CEN. 48" DECK WELD	(S/N 176349-)	Rev. 1
2.	803-014C	NUT HEX 3/8-16 PLT		
3.	804-013C	WASHER LOCK SPRING 3/8 PLT		
4.	315-130H	REAR DECK SUPPORT MT. AFM133		
5.	802-017C	HHCS 3/8-16X1 GR5		
6.	827-001C	SPACER 1/2"		
7.	817-152C	GW SNAP ON SPACER - 1" THICK		
8.	817-151C	GW SNAP ON SPACER - 1/4" THICK		
9.	315-484D	CEN DECK CARRIER ROD		
10.	805-161C	PIN ROLL 3/8 X 1 3/4 LG PLT		
11.	315-399D	DECK SUPPORT MOUNT PLATE	(S/N 176349-) Replaced by 806-047C.	Use up stock
12.	802-024C	HHCS 3/8-16X3 GR5	(S/N 176349-) Replaced by 806-047C.	Use up stock
13.	802-079C	HHCS 3/8-16X1 1/4 GR5		
14.	315-333H	AFM40133 CEN. DECK CARRIER-RH		Rev. 2
14.	315-131H	RPBY 315-333H		Rev 1; Use up stock
15.	315-334H	AFM40133 CEN. DECK CARRIER-LH		Rev. 2
15.	315-132H	RPBY 315-334H		Rev 1; Use up stock
16.	805-126C	PIN LYNCH 1/4 X 1 3/4 PLT		
17.	315-291S	11X4.00 CASTER GW YOKE	(S/N 176350 <-> 225159)	Rev. 2 not compat. w/Rev. 1
17.	315-156S	CASTERED G.W. YOKE ASSY	(S/N 176349-)	Rev. 1
18.	800-001C	GREASE ZERK STRAIGHT 1/4-28		
19.	817-048C	SPINDLE BUSHING		
20.	806-047C	U-BOLT 3/8-16 X 1 17/32 X2 3/4	(S/N 176350+)	
21.	804-012C	WASHER FLAT 3/8 SAE PLT		

# Gauge Wheel Center Deck (S/N 225160+)

Applies to AFM4011 and AFM40133



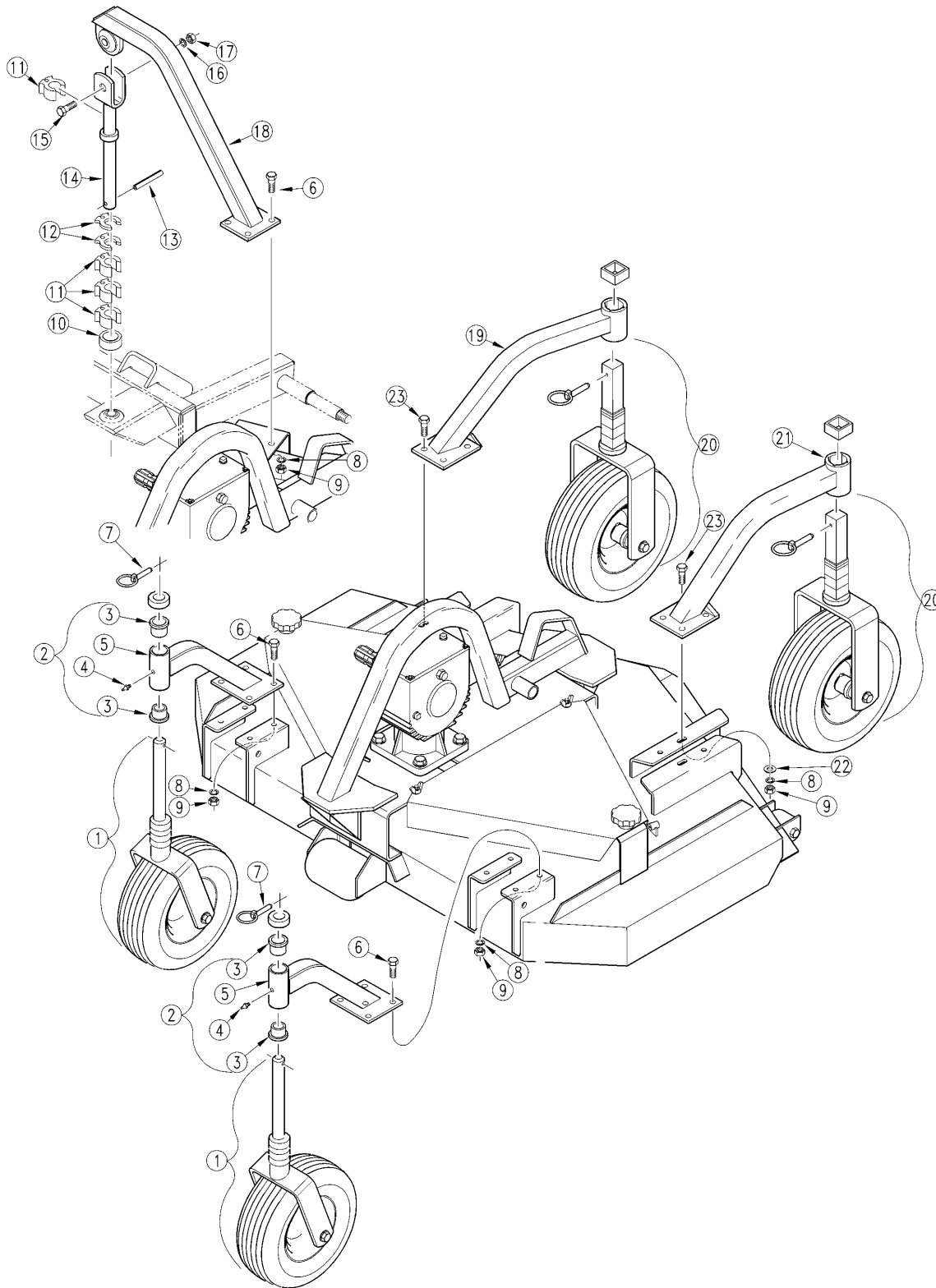
16679

**Gauge Wheel Center Deck (S/N 225160+)****Applies to AFM4011 and AFM40133**

Ref	Part No.	Part Description	Comments	Revision
	dwg16679	Drawing Image Number		
1.	315-282H	133 CEN.-R.H. DECK WELD		
2.	805-126C	PIN LYNCH 1/4 X 1 3/4 PLT	(S/N 264391+)	Rev. 2
2.	805-065C	PIN WIRE RETAINING 1/4 X 1 3/4	(S/N 264390-)	Rev 1; Use up stock
3.	310-359D	GW SPACER 1/4		
4.	310-252D	G.W. SPACER 1/2		
5.	310-251D	G.W. SPACER 1		
6.	890-202C	GAUGE WHEEL SFT PIVOT BUSHING		
7.	800-001C	GREASE ZERK STRAIGHT 1/4-28		
8.	315-401H	13X5 CENTER DECK LH CARRIER		
9.	802-305C	HHCS 1/2-20X8 GR5		
10.	310-090H	90 GAUGE WHEEL YOKE		
11.	804-015C	WASHER LOCK SPRING 1/2 PLT		
12.	803-018C	NUT HEX 1/2-20 PLT		
13.	827-056C	SPACER GW 3/4ODX33/64IDX6 3/8L		
14.	814-172C	TIRE 13X5W/HLS&3/4IDTAPER BRGS		
15.	315-399S	13X5 CASTER GW YOKE SUB	Includes items 2 through 5 and 9 through 14	
16.	802-079C	HHCS 3/8-16X1 1/4 GR5		
17.	804-011C	WASHER FLAT 3/8 USS PLT		
18.	804-013C	WASHER LOCK SPRING 3/8 PLT		
19.	803-014C	NUT HEX 3/8-16 PLT		
20.	315-397H	13X5 CENTER DECK RH CARRIER		
21.	827-001C	SPACER 1/2"	(S/N 241418-)	
22.	817-152C	GW SNAP ON SPACER - 1" THICK	(S/N 241418-)	
23.	817-151C	GW SNAP ON SPACER - 1/4" THICK	(S/N 241418-)	
24.	315-543D	11' CEN DCK CARRIER ROD W/GRV	(S/N 241419+)	Rev. 2 not compat. w/Rev. 1
24.	315-484D	CEN DECK CARRIER ROD	(S/N 241418-)	Rev. 1
25.	805-126C	PIN LYNCH 1/4 X 1 3/4 PLT	(S/N 241419+)	Rev. 2 not compat. w/Rev. 1
25.	805-161C	PIN ROLL 3/8 X 1 3/4 LG PLT	(S/N 241418-)	Rev. 1
26.	315-544D	C SPACER COLLAR 1/2 THK X 1 ID	(S/N 241419+)	

# Gauge Wheel Left & Right Hand Deck (S/N 225159-)

Applies to AFM4011 and AFM40133



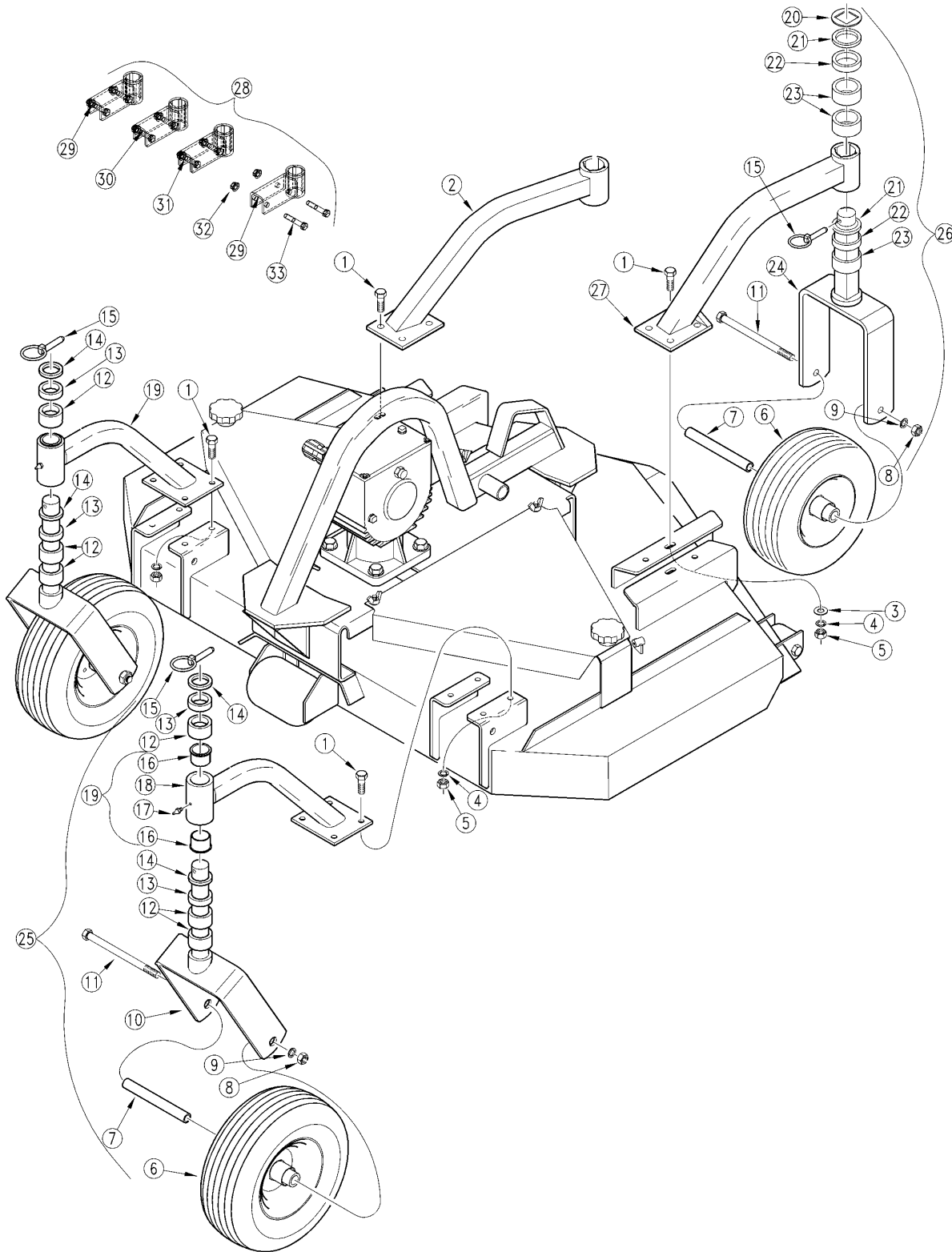
16526

**Gauge Wheel Left & Right Hand Deck (S/N 225159-)****Applies to AFM4011 and AFM40133**

Ref	Part No.	Part Description	Comments	Revision
	dwg16526	Drawing Image Number		
1.	315-291S	11X4.00 CASTER GW YOKE	(S/N 176350+)	Rev. 2
1.	315-156S	CASTERED G.W. YOKE ASSY	(S/N 176349-)	Rev 1; Use up stock
2.	315-294S	11X4.00 CASTER GW ARM ASSEMBLY	(S/N 176350+)	Rev. 2 not compat. w/Rev. 1
2.	315-157S	CASTERED G.W. ARM ASSY	(S/N 176349-)	Rev. 1
3.	817-048C	SPINDLE BUSHING		
4.	800-001C	GREASE ZERK STRAIGHT 1/4-28		
5.	315-299H	AFM40133 CASTERED GW ARM FRONT	(S/N 176350+)	Rev. 2 not compat. w/Rev. 1
5.	315-126H	WING DECK G.W. ARM FR. AFM133	(S/N 176349-)	Rev. 1
6.	802-017C	HHCS 3/8-16X1 GR5		
7.	805-126C	PIN LYNCH 1/4 X 1 3/4 PLT		
8.	804-013C	WASHER LOCK SPRING 3/8 PLT		
9.	803-014C	NUT HEX 3/8-16 PLT		
10.	827-001C	SPACER 1/2"	(S/N 176349-)	
11.	817-152C	GW SNAP ON SPACER - 1" THICK	(S/N 176349-)	
12.	817-151C	GW SNAP ON SPACER - 1/4" THICK	(S/N 176349-)	
13.	805-177C	PIN ROLL 5/16 X 1 3/4 PLT	(S/N 176349-)	
14.	315-125H	WING DECK CORNER ROD AFM133	(S/N 176349-)	
15.	802-058C	HHCS 5/8-11X2 1/2 GR5	(S/N 176349-)	
16.	804-022C	WASHER LOCK SPRING 5/8 PLT	(S/N 176349-)	
17.	803-021C	NUT HEX 5/8-11 PLT	(S/N 176349-)	
18.	315-124H	WING DECK CORNER CARRIER AFM133	(S/N 176349-)	
19.	315-271H	133 LH INSIDE NONCASTER ARM	(S/N 176350+)	
19.	315-270H	133 RH INSIDE NONCASTER ARM	(S/N 176350+)	
20.	315-292S	11X4.00 NONCASTER GW YOKE	(S/N 176350+)	Rev. 2
20.	315-159S	NON-CASTERED G.W. YOKE ASSY	(S/N 176349-)	Rev 1; Use up stock
21.	315-301H	11' WING DECK OUTER GW ARM	(S/N 176350+)	Rev. 2 not compat. w/Rev. 1
21.	315-127H	WING DECK G.W. ARM RE. AFM133	(S/N 176349-)	Rev. 1
22.	804-012C	WASHER FLAT 3/8 SAE PLT		
23.	802-079C	HHCS 3/8-16X1 1/4 GR5		

# Gauge Wheel Left & Right Hand Deck (S/N 225160+)

Applies to AFM4011 and AFM40133



16680

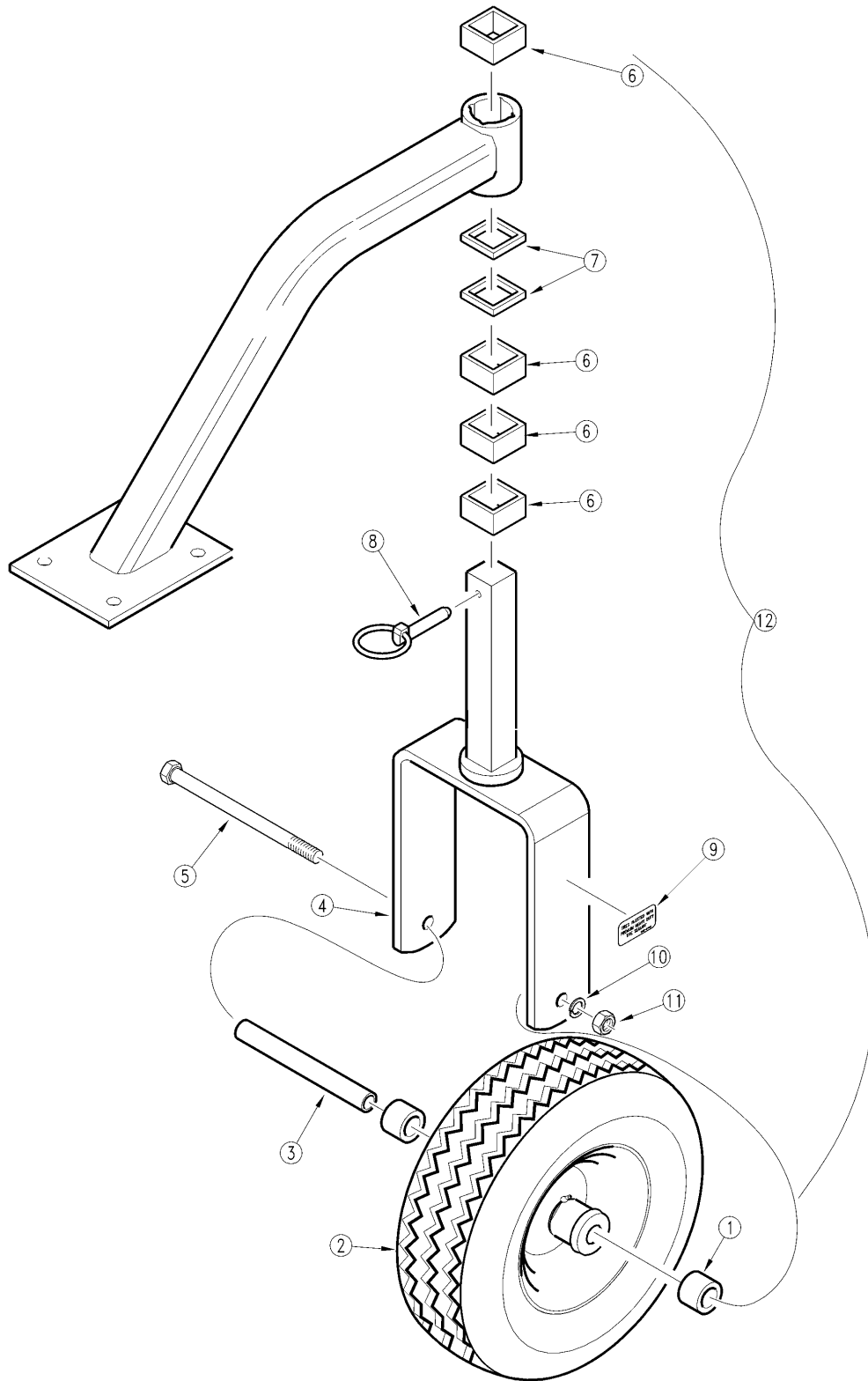


**Gauge Wheel Left & Right Hand Deck (S/N 225160+)****Applies to AFM4011 and AFM40133**

Ref	Part No.	Part Description	Comments	Revision
	dwg16680	Drawing Image Number		
1.	802-079C	HHCS 3/8-16X1 1/4 GR5		
2.	315-396H	13X5 INNER LH NON-CASTER ARM		
2.	315-395H	13X5 INNER RH NON-CASTER ARM		
3.	804-011C	WASHER FLAT 3/8 USS PLT		
4.	804-013C	WASHER LOCK SPRING 3/8 PLT		
5.	803-014C	NUT HEX 3/8-16 PLT		
6.	814-172C	TIRE 13X5W/HLS&3/4IDTAPER BRGS		
7.	827-056C	SPACER GW 3/4ODX33/64IDX6 3/8L		
8.	803-018C	NUT HEX 1/2-20 PLT		
9.	804-015C	WASHER LOCK SPRING 1/2 PLT		
10.	310-090H	90 GAUGE WHEEL YOKE		
11.	802-305C	HHCS 1/2-20X8 GR5		
12.	310-251D	G.W. SPACER 1		
13.	310-252D	G.W. SPACER 1/2		
14.	310-359D	GW SPACER 1/4		
15.	805-126C	PIN LYNCH 1/4 X 1 3/4 PLT	(S/N 264391+)	Rev. 2
15.	805-065C	PIN WIRE RETAINING 1/4 X 1 3/4	(S/N 264390-)	Rev 1; Use up stock
16.	890-202C	GAUGE WHEEL SFT PIVOT BUSHING		
17.	800-001C	GREASE ZERK STRAIGHT 1/4-28		
18.	315-393H	13X5 CASTER GAUGE WHEEL ARM		
19.	315-402S	13X5 CASTER GW ARM ASSEMBLY	Includes items 16, 17 & 18	
20.	315-248D	1 1/4 SQ BAR TOP CAP		
21.	315-247D	1 1/4 SQ BAR SPACER 1/4 LG		
22.	315-246D	1 1/4 SQ BAR SPACER 1/2 LG		
23.	315-245D	1 1/4 SQ BAR SPACER 1 LG		
24.	315-098H	NON-CASTER GW YOKE WELD		
25.	315-399S	13X5 CASTER GW YOKE SUB	Includes items 6 through 15	
26.	315-400S	13X5 NONCASTER GW YOKE SUB	Includes items 6 through 9, 11, 15 & 20 through 24	
27.	315-394H	13X5 OUTER NON-CASTER WHL ARM		
28.	315-494A	AFM4011 BOLT-ON SQ HL TB UPGRD	(S/N 225160+)	
29.	315-500H	11 OUTSIDE BOLT-ON NONCSTR MNT	(S/N 225160+)	
30.	315-499H	11RH INSIDE BOLTON NONCSTR MNT	(S/N 225160+)	
31.	315-498H	11LH INSIDE BOLTON NONCSTR MNT	(S/N 225160+)	
32.	803-169C	NUT HEX FLG. LOCK 1/2-13 PLT.	(S/N 225160+)	
33.	802-226C	HHCS 1/2-13X2 3/4 GR5	(S/N 225160+)	

# Gauge Wheel Non-Castered (S/N 176349-)

Applies to AFM4011 and AFM40133



12656

***Gauge Wheel Non-Castered (S/N 176349-)***

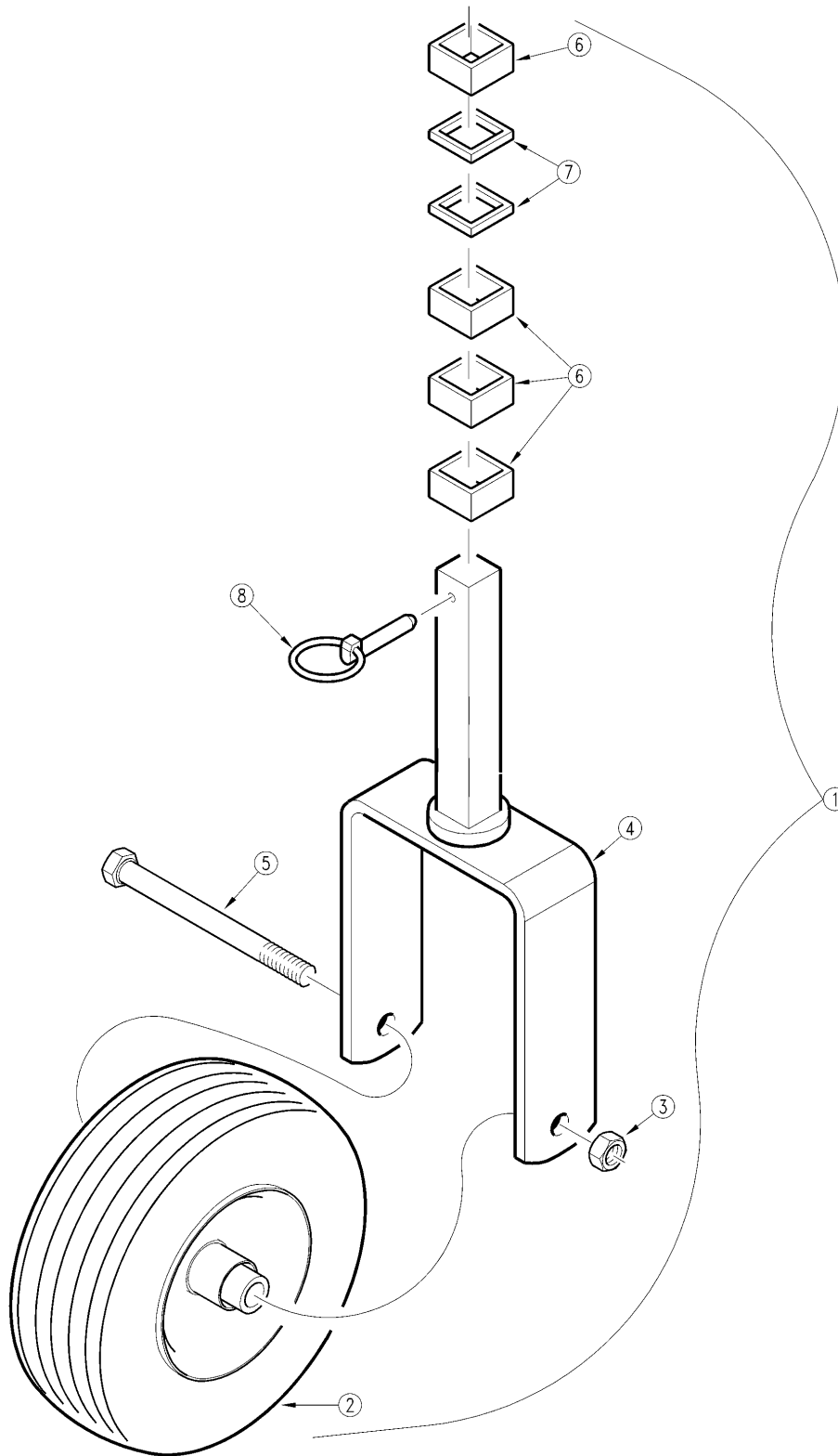
---

**Applies to AFM4011 and AFM40133**

<b>Ref</b>	<b>Part No.</b>	<b>Part Description</b>	<b>Comments</b>	<b>Revision</b>
	dwg12656	Drawing Image Number		
1.	310-024D	GAUGE WHEEL SPACER - SHORT		
2.	814-117C	TIRE AIR 10X4 TBLESS, W/HOLES		
3.	310-328D	SPACER TUBE GA. WHL. 5 1/8 LG		
4.	315-122H	NON-CASTER G.W. YOKE AFM133		
5.	802-350C	HHCS 1/2-20X6 1/2 GR5		
6.	315-479D	TUBE 1 1/2X1 1/2X 11GAX 1 PLT		
7.	315-480D	TUBE 1 1/2X1 1/2X 11GAX1/4 PLT		
8.	805-126C	PIN LYNCH 1/4 X 1 3/4 PLT		
9.	818-238C	DECAL TIRES INJECTED W/SEALANT		
10.	804-015C	WASHER LOCK SPRING 1/2 PLT		
11.	803-018C	NUT HEX 1/2-20 PLT		
12.	315-159S	NON-CASTERED G.W. YOKE ASSY		

**Gauge Wheel Non-Castered (S/N 176350 to 225159)**

Applies to AFM4011 and AFM40133



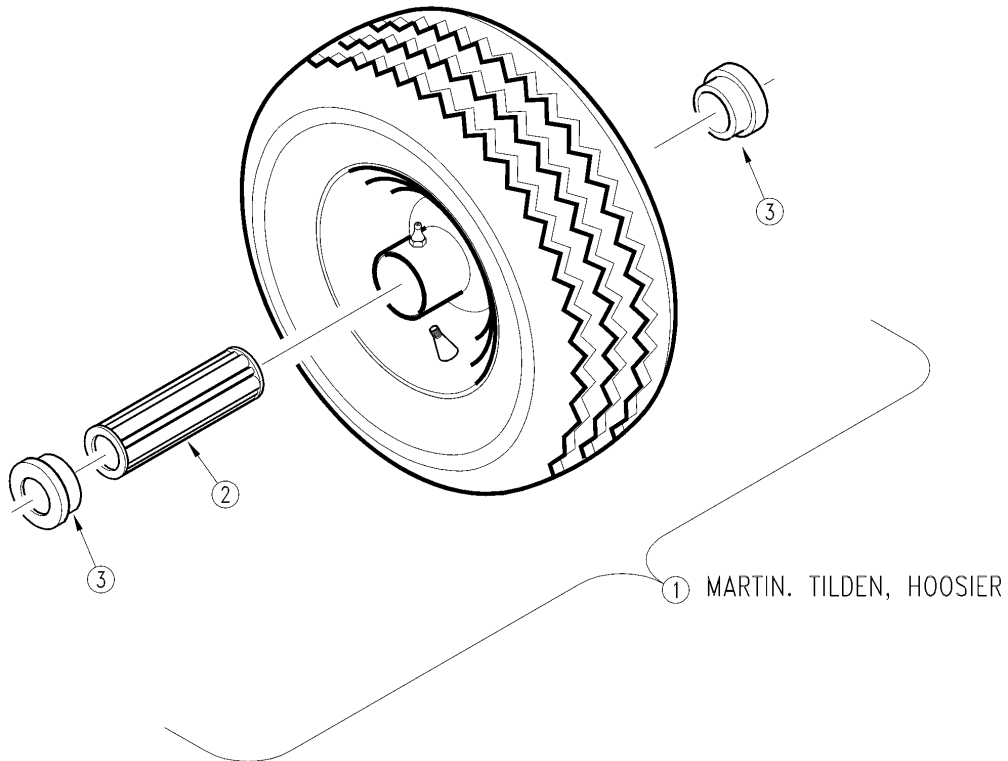
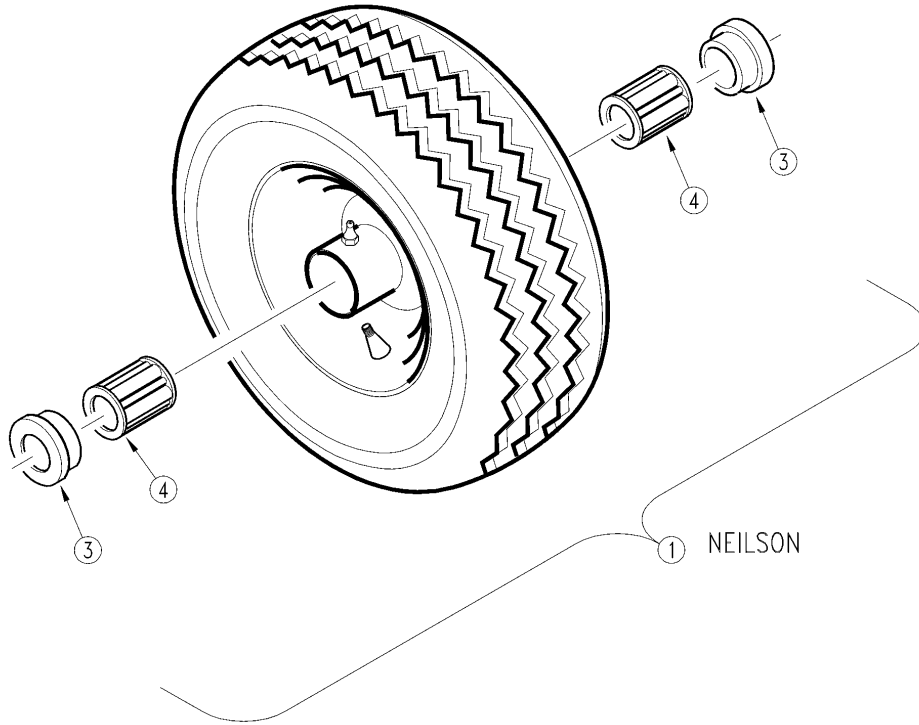
10501

***Gauge Wheel Non-Castered (S/N 176350 to 225159)*****Applies to AFM4011 and AFM40133**

<b>Ref</b>	<b>Part No.</b>	<b>Part Description</b>	<b>Comments</b>	<b>Revision</b>
	dwg10501	Drawing Image Number		
1.	315-292S	11X4.00 NONCASTER GW YOKE		
2.	814-144C	11 X 400-5 RIB TIRE W 3/4 BRGS		
2.	814-191C	11X400-5 (LITE FOAM) RIB TIRE	Optional foam filled tire	
3.	803-025C	NUT HEX 3/4-10 PLT NYLOCK		
4.	315-302H	11X4.00 NONCASTER YOKE		
5.	802-095C	HHCS 3/4-10X7 GR5		
6.	315-479D	TUBE 1 1/2X1 1/2X 11GAX 1 PLT		
7.	315-480D	TUBE 1 1/2X1 1/2X 11GAX1/4 PLT		
8.	805-126C	PIN LYNCH 1/4 X 1 3/4 PLT		

# Gauge Wheel Tire (814-071C) (814-117C)

Applies to AFM4011 and AFM40133



13629

**Gauge Wheel Tire (814-071C) (814-117C)**

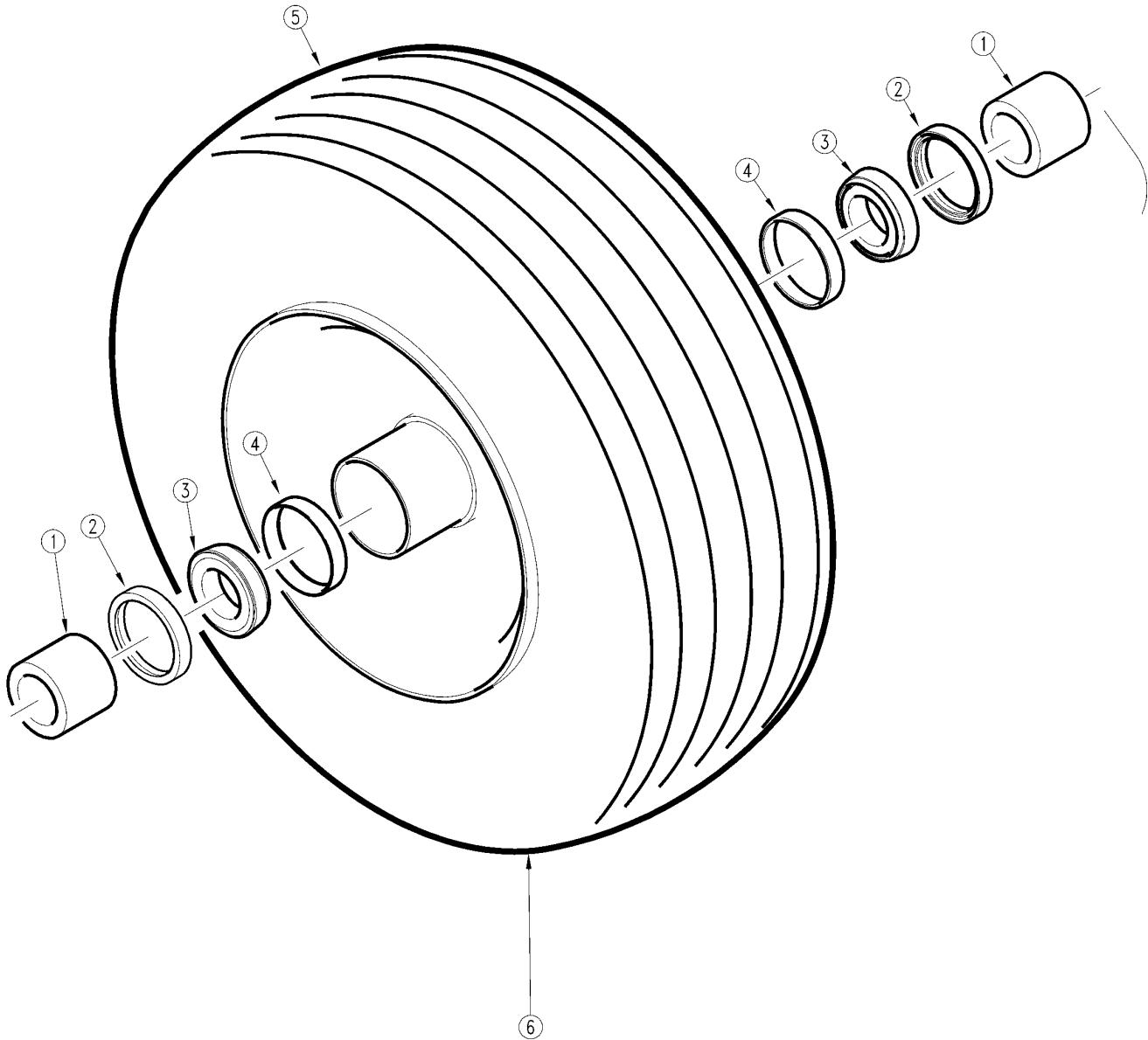
---

**Applies to AFM4011 and AFM40133**

<b>Ref</b>	<b>Part No.</b>	<b>Part Description</b>	<b>Comments</b>	<b>Revision</b>
	dwg13629	Drawing Image Number		
1.	814-117C	TIRE AIR 10X4 TBLESS, W/HOLES	Rims with drain holes	
1.	814-071C	TIRE 10 X 4 TUBELESS AIR		
2.	53-182	TILDEN BRG 3/4IDX1 3/8ODX3 1/4		
3.	53-164	TILDEN RTNR 3/4IDX1 3/8ODX1/4L		
4.	53-189	TILDEN BRG 3/4ID1.34ODX15/16L		

**Gauge Wheel Tire (814-144C) (S/N 225159-) (814-172C) (S/N 225160)**

Applies to AFM4011 and AFM40133



10499

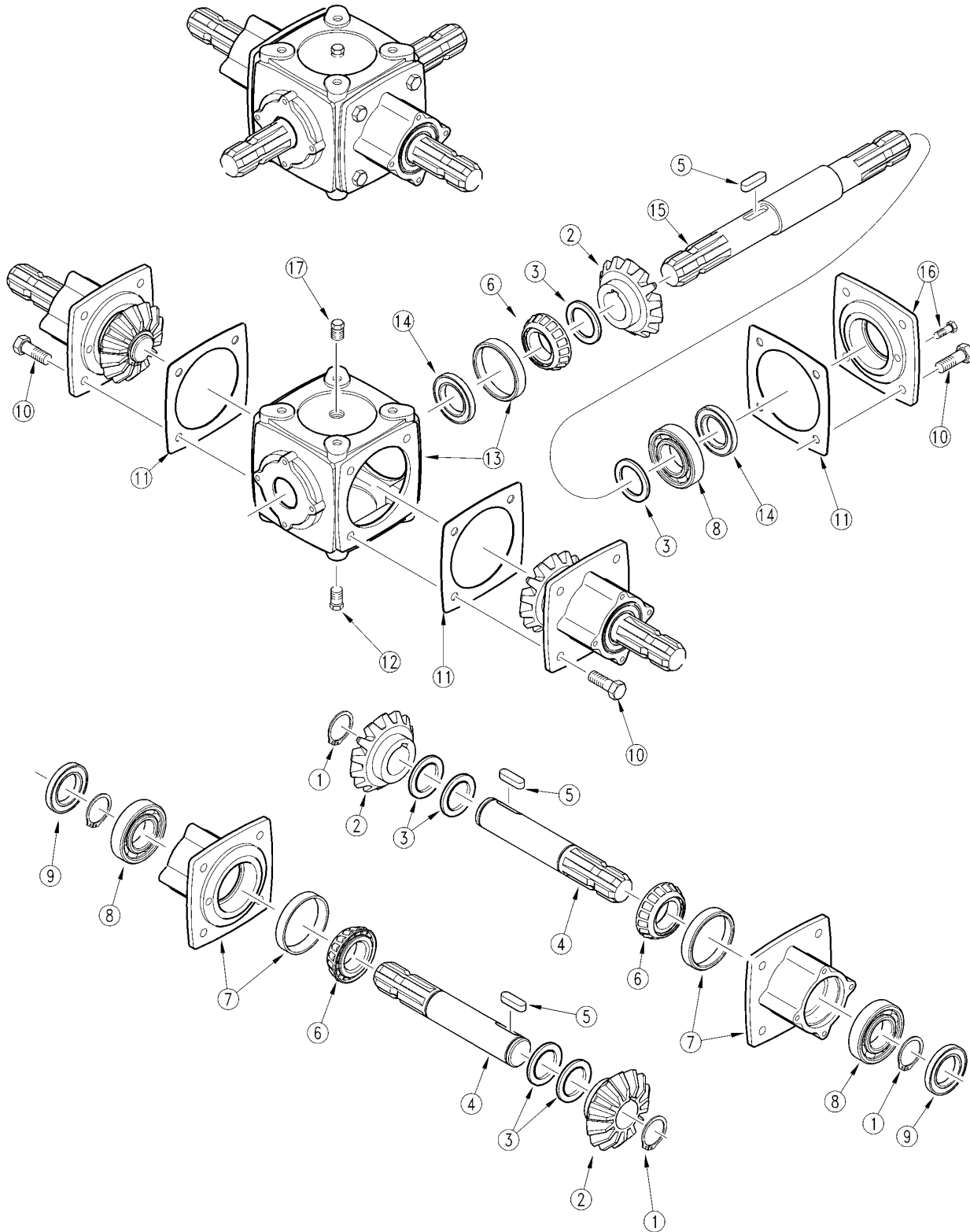


***Gauge Wheel Tire (814-144C) (S/N 225159-) (814-172C) (S/N 225160)*****Applies to AFM4011 and AFM40133**

<b>Ref</b>	<b>Part No.</b>	<b>Part Description</b>	<b>Comments</b>	<b>Revision</b>
	dwg10499	Drawing Image Number		
1.	HSS-34	MRTN HGH SPD SPCR3/4ID 1.125OD		
2.	GS-3	MRTN GREASE SEAL 1.125(1.78OD)		
3.	822-045C	BEARING CONE #LM 11949		
4.	822-050C	BEARING CUP #LM 11910		
5.	814-172C	TIRE 13X5 W/HLS & 3/4 ID TAPER BRGS	(S/N 225160+)	Rev. 2 not compat. w/Rev. 1
5.	814-144C	11 X 400-5 RIB TIRE W 3/4 BRGS	(S/N 225159-)	Rev. 1
6.	506-4R-I	TIRE MARTIN		
6.	814-144C	Gauge Wheel Tire		
6.	814-172C	Gauge Wheel Tire		

**Gearbox 4-Way Splitter (826-124C) Comer (S/N 125860-)**

Applies to AFM4011 and AFM40133



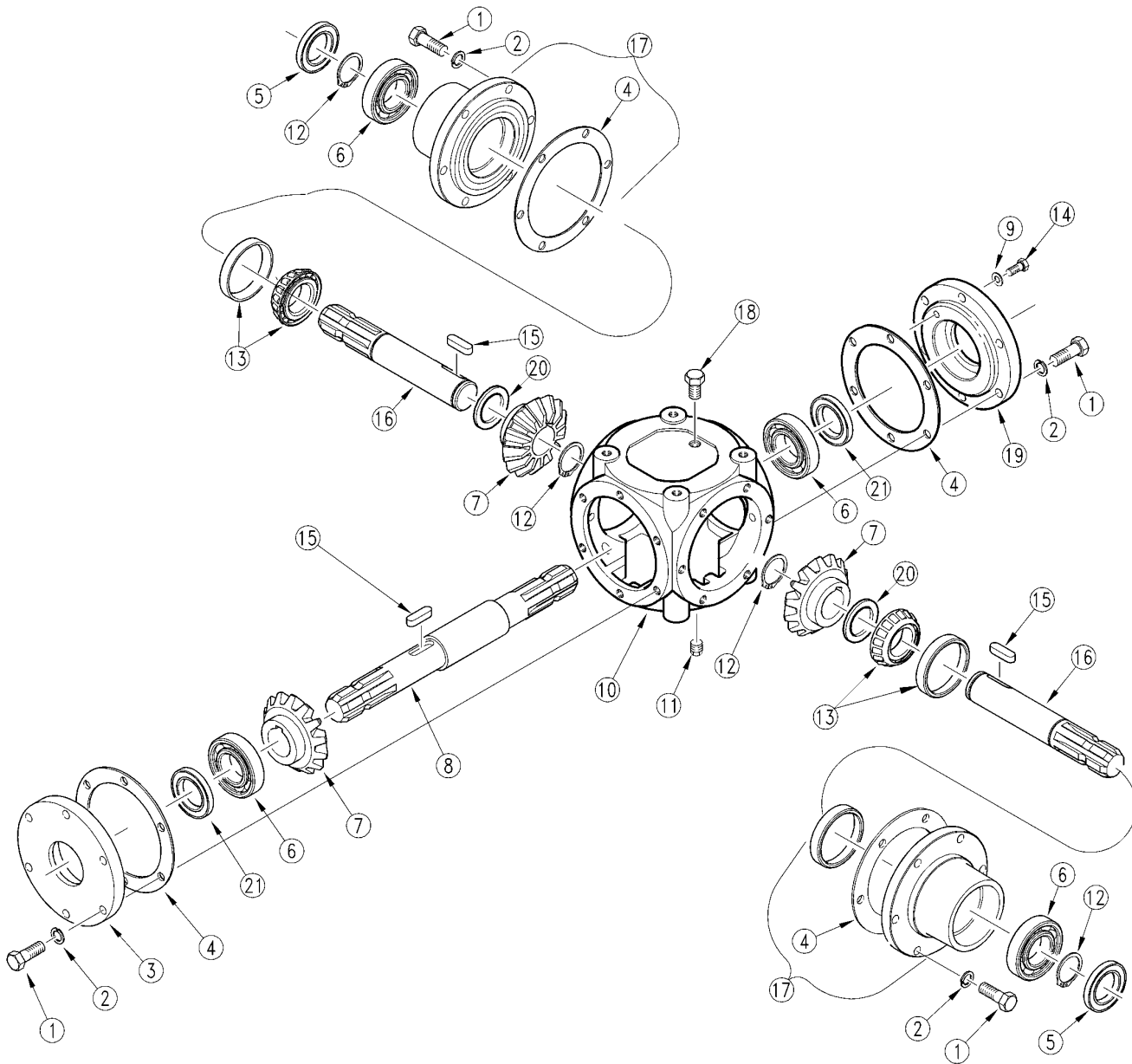
12659

**Gearbox 4-Way Splitter (826-124C) Comer (S/N 125860-)****Applies to AFM4011 and AFM40133**

Ref	Part No.	Part Description	Comments	Revision
	dwg12659	Drawing Image Number		
	826-124C	4-WAY SPLITTER BOX 1:1 RATIO		
1.	8.5.1.00005	CO SNAP RING EXT 35 UN17435		
2.	0.259.5000.01	CO GEAR Z18 M5		
3.	0.259.7500.00	RPBY A.259.500		
4.	0.259.2220.00	CO SHAFT		
5.	8.4.1.00232	CO PARALLEL KEY A 10X8X25		
6.	8.0.9.00026	REP BY 822-167C		
7.	0.259.1300.00	CO EXTENSION HUB		
8.	822-166C	BEARING BALL 6207		Rev. 2
8.	8.0.1.00025	RPBY 822-166C	Use up existing stock	Rev. 1
9.	8.7.3.00055	CO OIL SEAL 35 X 72 X 10		
10.	8.1.1.00090	CO CO BOLT M12 X 25 8.8		
11.	0.259.7200.00	CO GASKET		
12.	8.6.5.00006	CO OIL PLUG 3/8		
13.	0.259.0511.00	CO CASING (CASTING)		
14.	8.7.3.00028	REP BY 060127		
15.	0.259.4610.00	CO SHAFT 1 3/8		
16.	0.259.1523.00	CO COVER		
17.	8.6.6.00201	CO PLUG 3/8 GAS		

**Gearbox 4-Way Splitter (826-097C) Comer (S/N 125861 to 272759)**

Applies to AFM4011 and AFM40133



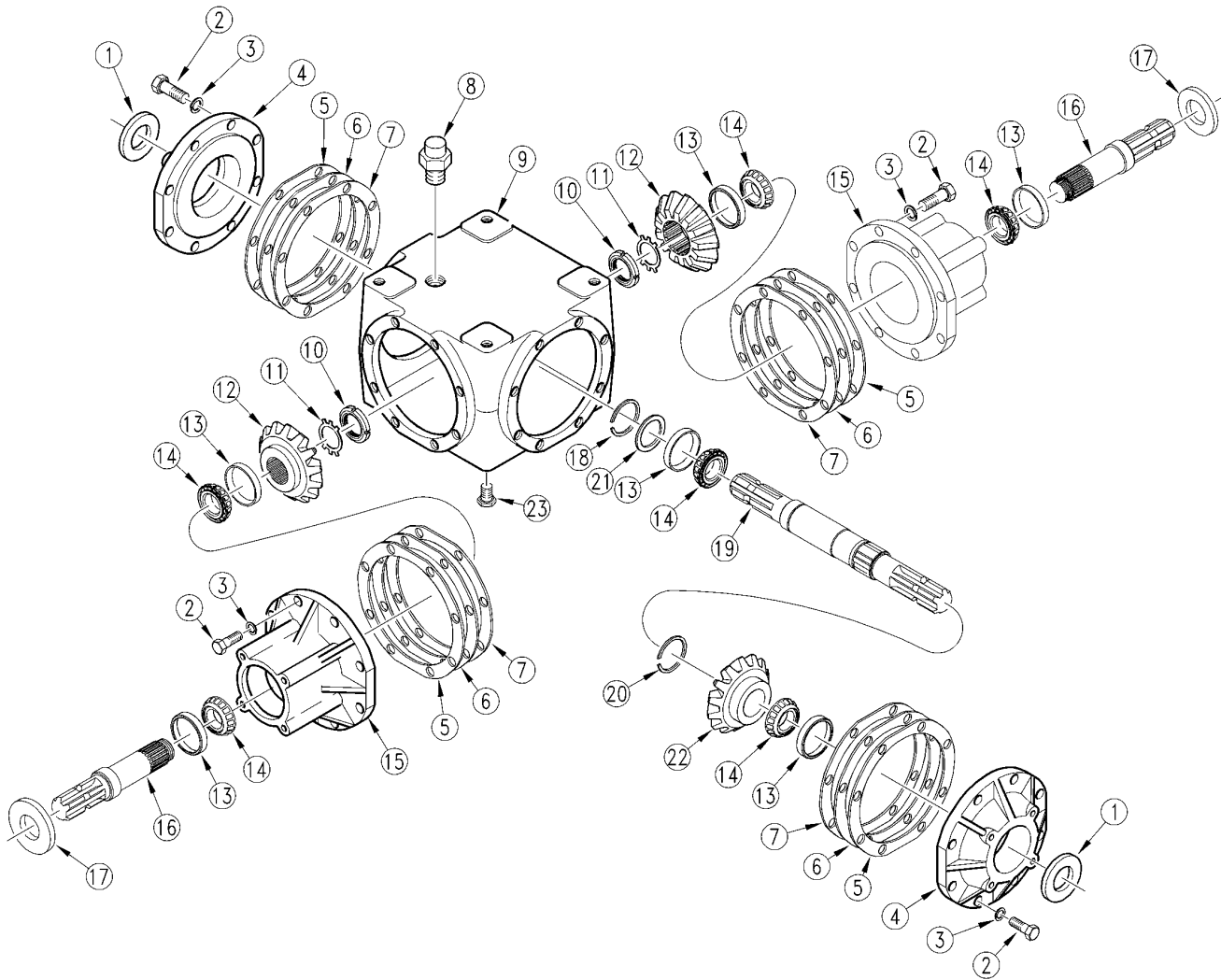
11787

**Gearbox 4-Way Splitter (826-097C) Comer (S/N 125861 to 272759)****Applies to AFM4011 and AFM40133**

<b>Ref</b>	<b>Part No.</b>	<b>Part Description</b>	<b>Comments</b>	<b>Revision</b>
	dwg11787	Drawing Image Number		
	826-097C	RPBY 315-447A		
1.	8.1.1.00073	CO BOLT M10 X 30 8.8		
2.	8.3.6.00020	CO SPRING WASHER 10.2DIN798		
3.	0.257.1743.00	CO COVER		
4.	0.242.7200.00	CO GASKET		
5.	8.7.3.00055	CO OIL SEAL 35 X 72 X 10		
6.	822-166C	BEARING BALL 6207		Rev. 2
6.	8.0.1.00870	RPBY 822-166C		Rev 1; Use up stock
7.	0.241.5001.00	CO GEAR Z14 M6.5		
8.	0.267.4212.00	CO SHAFT		
9.	8.3.3.00384	CO WASHER M8		
10.	0.257.0505.00	CO CASTING		
11.	0.107.7100.01	CO OIL FILTER PLUG		
12.	8.5.1.00005	CO SNAP RING EXT 35 UN17435		
13.	8.0.9.00026	REP BY 822-167C		
14.	8.1.1.00045	CO BOLT M8 X 10 8.8		
15.	8.4.1.00021	CO PARALLEL KEY A 10 X 8 X 35		
16.	0.242.2101.00	CO OUTPUT SHAFT		
17.	0.256.1314.00	CO EXTENSION		
18.	8.6.5.00006	CO OIL PLUG 3/8		
19.	0.257.1742.00	CO COVER		
20.	A.259.500	CO ADJUSTMENT SPACER, 35.3 X48		
21.	8.7.3.00071	CO OIL SEAL 35 X 56 X 8		

# Gearbox 4-Way Splitter (826-274C) OMNI (S/N 272760+)

Applies to AFM4011 and AFM40133



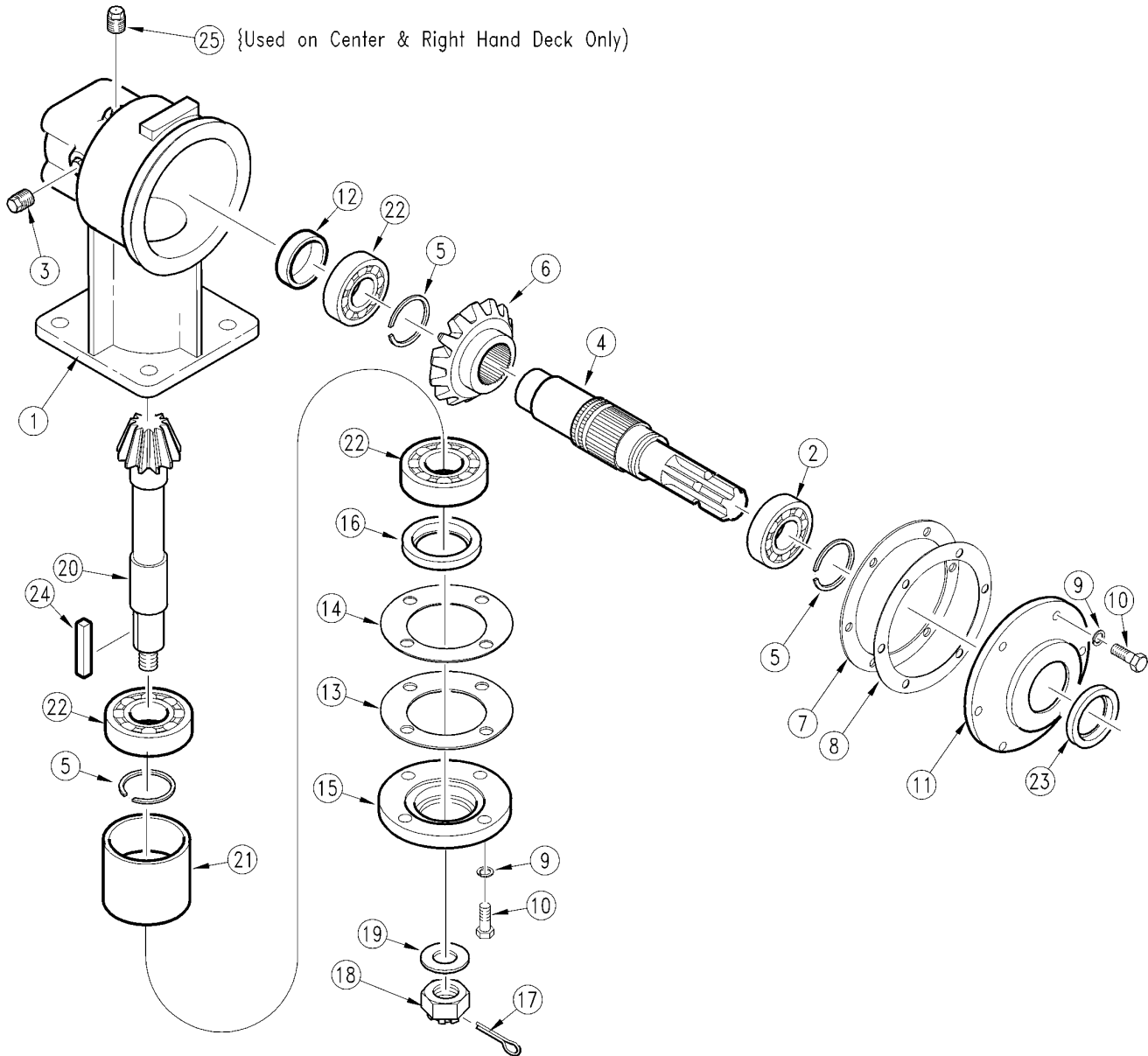
18259

**Gearbox 4-Way Splitter (826-274C) OMNI (S/N 272760+)****Applies to AFM4011 and AFM40133**

<b>Ref</b>	<b>Part No.</b>	<b>Part Description</b>	<b>Comments</b>	<b>Revision</b>
	dwg18259	Drawing Image Number		
	826-274C	GBOX DIVIDER OMNI 250559 1:1		
1.	060133	OMNI SEAL-THROUGH CAP (3-LIP)		
2.	802-159C	HHCS 5/16-18X1 GR5		
3.	804-009C	WASHER LOCK SPRING 5/16 PLT		
4.	020166	OMNI CAP, THRU		
5.	070218	OMNI GASKET, CAP 0.10MM		
6.	070219	OMNI GASKET, CAP 0.20MM		
7.	070220	OMNI GASKET, CAP 0.30MM		
8.	140055	OMNI PLUG REL1/2-14NPTF,DPSTCK		
9.	010180	OMNI HOUSING, 400 SER. 5B MODI		
10.	120126	LOCK NUT, BEARING M30X1.5		
11.	130146	LOCKWASHER, BEARING M30		
12.	030512	OMNI GEAR, OUTPUT 20T (1:1)		
13.	050170	REP BY 050172 CUP		
14.	050172	REP BY 822-167C		
15.	020164	OMNI CAP CANTILEVERED		
16.	040345	OMNI SHAFT-OUTPUT 1 3/8-6A SPL		
17.	060134	OMNI SEAL, CANT. CAP (3-LIP)		
18.	200142	OMNI RETAINING RING, 35MM		
19.	040343	OMNI SHAFT-INPUT 1 3/8-6A SPL		
20.	200141	OMNI RTNG. RING 38MM RC DSH-38		
21.	090099	OMNI SPACER		
22.	030467	OMNI GEAR, INPUT 20T (1:1)		
23.	140004	OMNI PLUG, SOCKET HD. 1/2 PIPE		

**Gearbox Center & Right Deck (826-123C) ITG (S/N 214221-)**

Applies to AFM4011 and AFM40133



12735

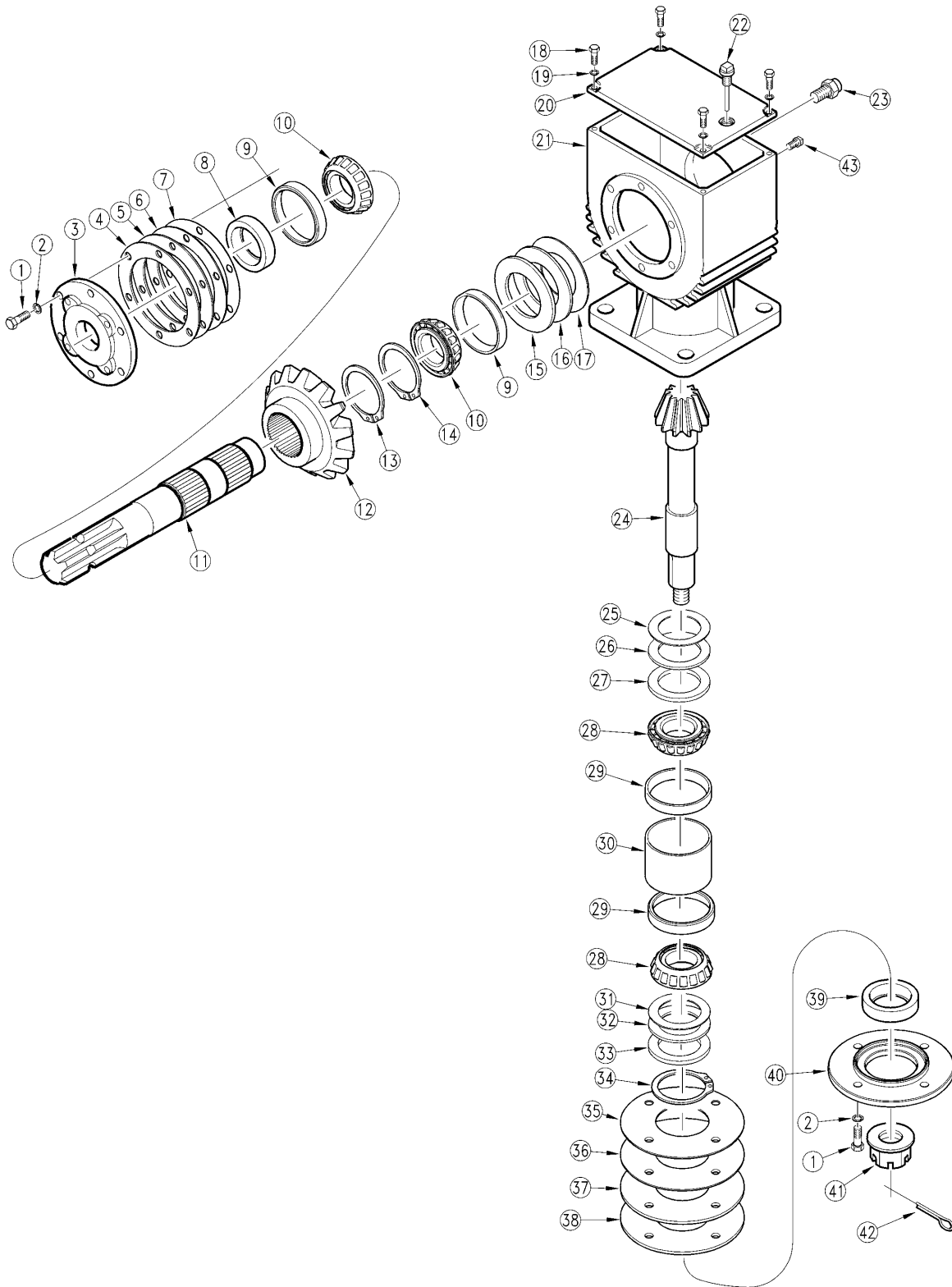


**Gearbox Center & Right Deck (826-123C) ITG (S/N 214221-)****Applies to AFM4011 and AFM40133**

<b>Ref</b>	<b>Part No.</b>	<b>Part Description</b>	<b>Comments</b>	<b>Revision</b>
	dwg12735	Drawing Image Number		
	826-327C	GBOX MOWER 50 HP 1:2.8 CCW		Rev. 3
	826-295C	RPBY 826-327C		Rev. 2
	826-123C	RPBY 826-205C		Rev. 1
1.	18-010	ITG HOUSING		
2.	822-166C	BEARING BALL 6207		Rev. 2
2.	04-004	RPBY 822-166C		Rev 1; Use up stock
3.	09-002	REP BY 140000		
4.	02-034	ITG INPUT SHAFT		
5.	21-012	ITG RETAINING RING		
6.	03-043	ITG 34 TOOTH INPUT GEAR		
7.	08-004A	ITG INPUT CAP GASKET 0.25MM		
8.	08-004B	ITG INPUT CAP GASKET 0.10MM		
9.	07-001	RPBY 804-158C		
10.	06-012	ITG M10 X 1.5 X 25 CAP SCREW		
11.	20-007	ITG INPUT CAP		
12.	09-009	ITG CAP PLUG		
13.	08-005A	ITG OUTPUT CAP GASKET 0.25MM		
14.	08-005B	ITG OUTPUT CAP GASKET 0.10MM		
15.	20-003	ITG OUTPUT CAP		
16.	05-005	ITG OUTPUT OIL SEAL		
17.	805-017C	PIN COTTER 3/16 X 1 3/4 PLT		
18.	11-007	ITG 1"-14 SLOTTED HEX NUT		
19.	07-007	ITG WASHER		
20.	03-042	ITG 12 TOOTH OUTPUT PIN & SHFT		
21.	10-002	ITG BEARING SPACER		
22.	04-003	REP BY 822-188C		
23.	05-002	ITG INPUT OIL SEAL		
24.	310-331D	KEY 1/4" X 11/16" LONG		
25.	16-013	REP BY 8.6.7.00269		

**Gearbox Center & Right Deck (826-205C) OMNI (S/N 214222 to 340848)**

Applies to AFM4011 and AFM40133



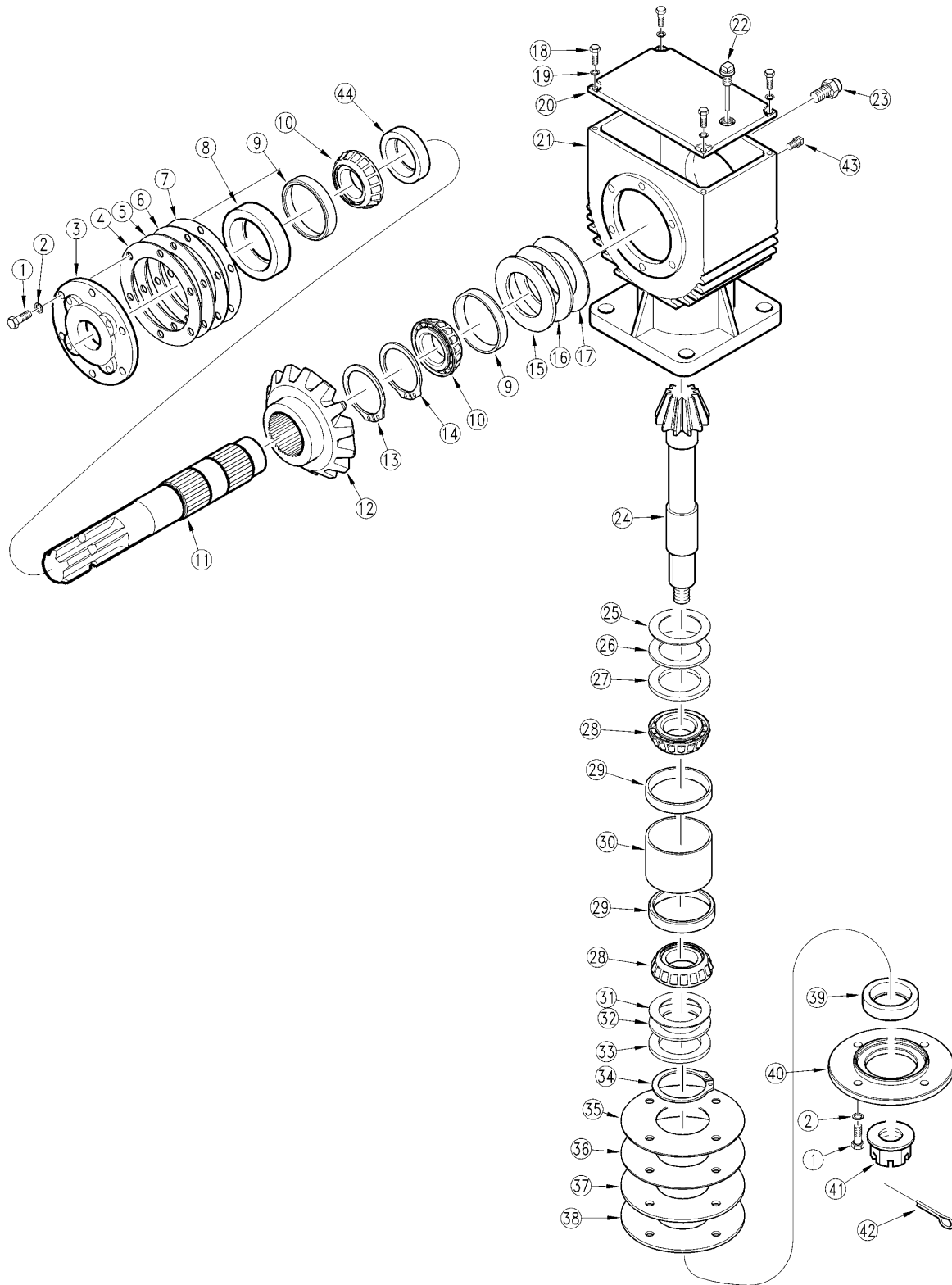
16506

**Gearbox Center & Right Deck (826-205C) OMNI (S/N 214222 to 340848)****Applies to AFM4011 and AFM40133**

Ref	Part No.	Part Description	Comments	Revision
	dwg16506	Drawing Image Number		
	826-205C	RC-25 1:2.8 CCW 90 BOX(RC25HS)		
1.	110192	OMNI SCREW-5/16"-18UNC X 7/8"		
2.	130006	REP BY 804-009C		
3.	020224	OMNI CAP-INPUT		
4.	070249	OMNI GASKET-INPUT 0.50MM		
5.	070248	OMNI GASKET-INPUT 0.30MM		
6.	070247	OMNI GASKET-INPUT 0.20MM		
7.	070246	OMNI GASKET-INPUT 0.10MM		
8.	060127	OMNI SEAL-INPUT CR13930		
9.	050170	REP BY 050172 CUP		
10.	050172	REP BY 822-167C		
11.	040335	OMNI SHAFT-INPUT 1-3/8"-6 SPLN		
12.	030457	OMNI GEAR INPUT, 34T		
13.	200141	OMNI RTNG. RING 38MM RC DSH-38		
14.	200140	OMNI RTNG. RING 38MM RC DSH-38		
15.	090181	OMNI SHIM INPUT 0.30MM		
16.	090180	OMNI SHIM INPUT 0.20MM		
17.	090179	REP BY 090180		
18.	110009	OMNI SCREW-1/4"-20 UNC X 3/4"		
19.	130028	OMNI LOCKWASHR 1/4" SPLIT TYPE		
20.	240280	OMNI INSPECTION COVER		
21.	010175	OMNI HOUSING-RC-25		
22.	140047	OMNI PLUG SQ.HD.1/2-14NPT W/DP		
23.	140000	OMNI PIPE PLUG 1/2' SQ HEAD	(S/N 215411+)	Rev. 2 not compat. w/Rev. 1
23.	140033	OMNI PLUG VENT 1/2-14 NPTF	(S/N 215410-) 3-5 Lbp.	Rev. 1
23.	8.6.7.00269	CO 1/2" GAS BREATHER PLUG	7.5-15 Lbs. (Owners Choice)	
24.	030456	OMNI PINION-OUTPUT 12T		
25.	090182	OMNI SHIM OUTPUT 0.10MM		
26.	090183	OMNI SHIM OUTPUT 0.20MM		
27.	090184	OMNI SHIM OUTPUT 0.30MM		
28.	050197	REP BY 822-191C		
29.	050195	REP BY 050197 CUP		
30.	090185	OMNI SPACER OUTPUT		
31.	090186	OMNI SHIM OUTPUT 0.10MM		
32.	090187	OMNI SHIM OUTPUT 0.20MM		
33.	090188	OMNI SHIM OUTPUT 0.30MM		
34.	200000	OMNI RETAINING RING		
35.	070250	OMNI GASKET-OUTPUT 0.10MM		
36.	070251	OMNI GASKET-OUTPUT 0.20MM		
37.	070252	OMNI GASKET-OUTPUT 0.30MM		
38.	070253	OMNI GASKET-OUTPUT 0.50MM		
39.	060128	OMNI SEAL-OUTPUT CR15822		
40.	020225	OMNI CAP-OUTPUT		
41.	120050	OMNI NUT HEX SLOTTED, 1-14UNC		
42.	100001	OMNI COTTER PIN 5 X 50		
43.	140017	OMNI PLUG PIPE SQ HD1/8-27NPTF		

**Gearbox Center & Right Deck (826-295C) OMNI (S/N 214222 to 340848)**

Applies to AFM4011 and AFM40133

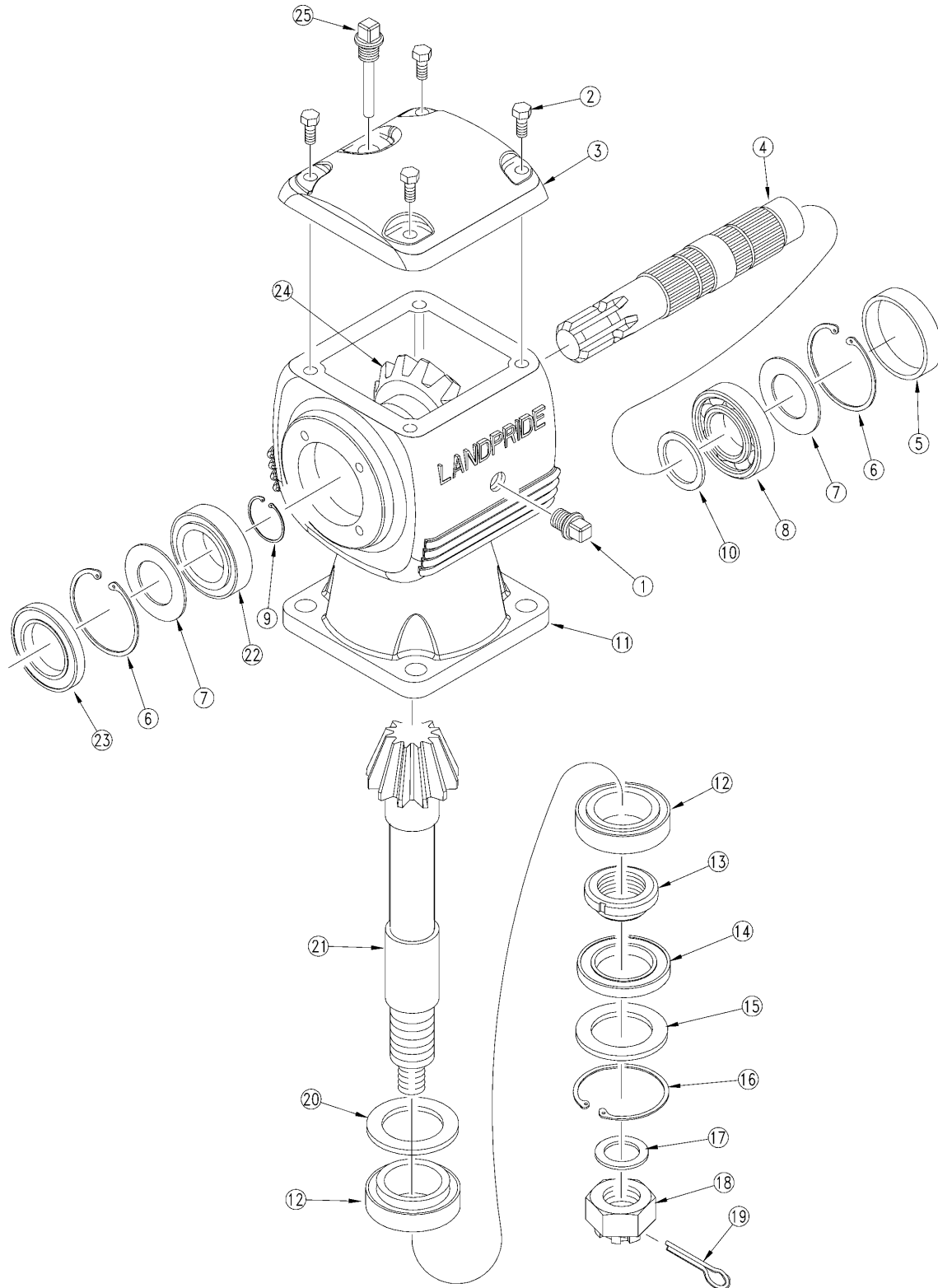


**Gearbox Center & Right Deck (826-295C) OMNI (S/N 214222 to 340848)****Applies to AFM4011 and AFM40133**

Ref	Part No.	Part Description	Comments	Revision
	dwg18641	Drawing Image Number		
	826-295C	RC-25 1:2.8 CCW 90 BOX(RC25HS)		
1.	110192	OMNI SCREW-5/16"-18UNC X 7/8"		
2.	130006	REP BY 804-009C		
3.	020224	OMNI CAP-INPUT		
4.	070249	OMNI GASKET-INPUT 0.50MM		
5.	070248	OMNI GASKET-INPUT 0.30MM		
6.	070247	OMNI GASKET-INPUT 0.20MM		
7.	070246	OMNI GASKET-INPUT 0.10MM		
8.	060127	OMNI SEAL-INPUT CR13930		
9.	050170	REP BY 050172 CUP		
10.	050172	REP BY 822-167C		
11.	040491	OMNI SHAFT INPUT 1 3/8" - 6A		
12.	030457	OMNI GEAR INPUT, 34T		
13.	200141	OMNI RTNG. RING 38MM RC DSH-38		
14.	200140	OMNI RTNG. RING 38MM RC DSH-38		
15.	090181	OMNI SHIM INPUT 0.30MM		
16.	090180	OMNI SHIM INPUT 0.20MM		
17.	090179	OMNI SHIM INPUT 0.10MM		
18.	110009	OMNI SCREW-1/4"-20 UNC X 3/4"		
19.	130028	OMNI LOCKWASHR 1/4" SPLIT TYPE		
20.	240280	OMNI INSPECTION COVER		
21.	010252	OMNI HOUSING RC-25 SERIES		
22.	140047	OMNI PLUG SQ.HD.1/2-14NPT W/DP		
23.	140000	OMNI PIPE PLUG 1/2' SQ HEAD		
24.	030456	OMNI PINION-OUTPUT 12T		
25.	090182	OMNI SHIM OUTPUT 0.10MM		
26.	090183	OMNI SHIM OUTPUT 0.20MM		
27.	090184	OMNI SHIM OUTPUT 0.30MM		
28.	050197	REP BY 822-191C		
29.	050195	REP BY 050197 CUP		
30.	090185	OMNI SPACER OUTPUT		
31.	090186	OMNI SHIM OUTPUT 0.10MM		
32.	090187	OMNI SHIM OUTPUT 0.20MM		
33.	090188	OMNI SHIM OUTPUT 0.30MM		
34.	200000	OMNI RETAINING RING		
35.	070250	OMNI GASKET-OUTPUT 0.10MM		
36.	070251	OMNI GASKET-OUTPUT 0.20MM		
37.	070252	OMNI GASKET-OUTPUT 0.30MM		
38.	070253	OMNI GASKET-OUTPUT 0.50MM		
39.	060128	OMNI SEAL-OUTPUT CR15822		
40.	020225	OMNI CAP-OUTPUT		
41.	120050	OMNI NUT HEX SLOTTED, 1-14UNC		
42.	100001	OMNI COTTER PIN 5 X 50		
43.	140017	OMNI PLUG PIPE SQ HD1/8-27NPTF		
44.	090341	OMNI SPACER, INPUT		

***Gearbox Center & Right Deck (826-327C) Comer Service Only***

**Applies to AFM4011 and AFM40133**



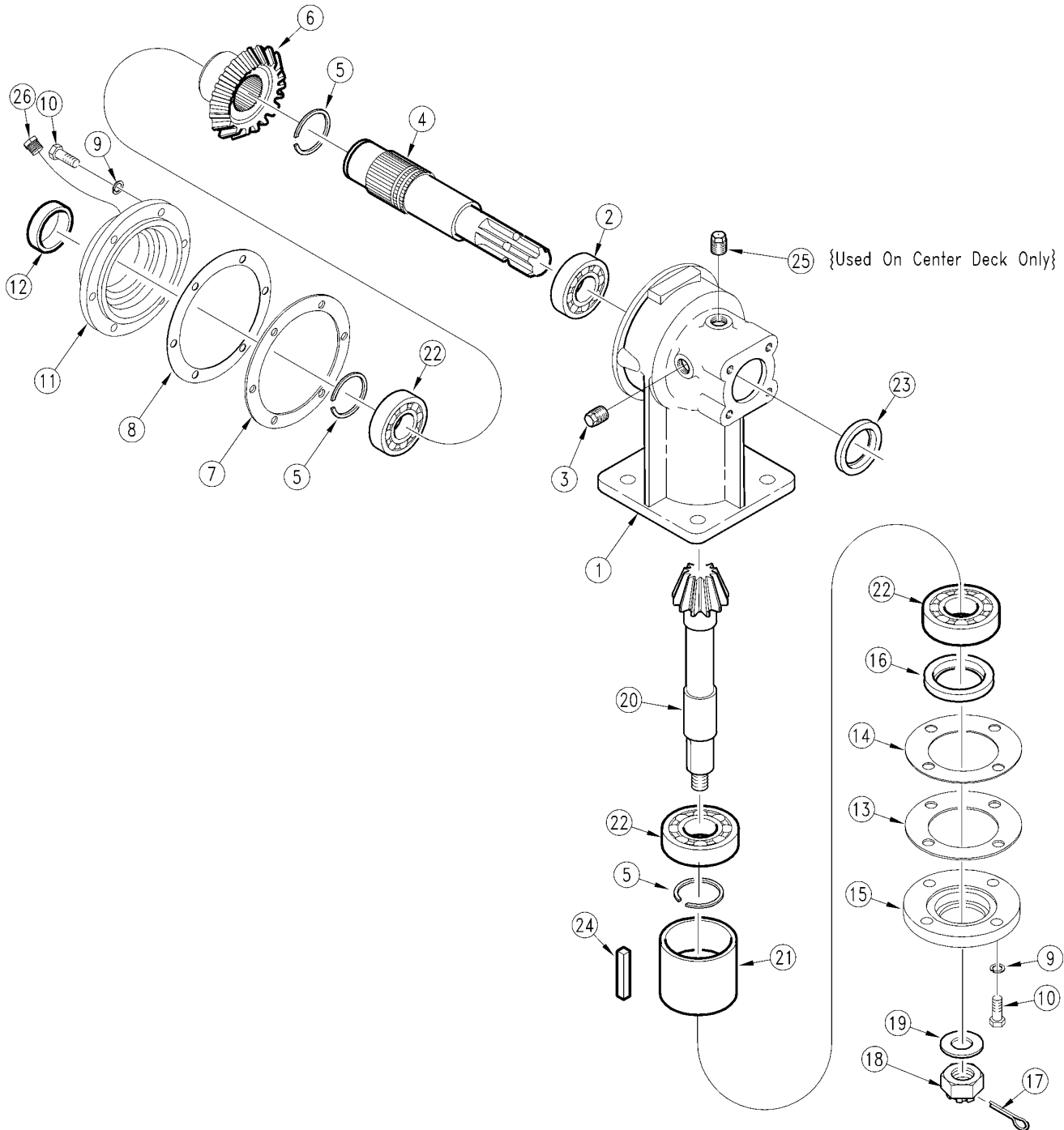
19550

***Gearbox Center & Right Deck (826-327C) Comer Service Only*****Applies to AFM4011 and AFM40133**

<b>Ref</b>	<b>Part No.</b>	<b>Part Description</b>	<b>Comments</b>	<b>Revision</b>
	dwg19550	Drawing Image Number		
	826-327C	GBOX MOWER 50 HP 1:2.8 CCW		
1.	8.6.5.00006	CO OIL PLUG 3/8		
2.	8.1.1.00501	CO BOLT M8X22 HHB		
3.	0.195.1300.00	CO COVER		
4.	0.195.2000.00	CO INPUT SHAFT 1" 3/8 Z6		
5.	8.7.0.00744	CO CAP 72 X 10		
6.	8.5.2.00131	CO SNAP RING INT 72 UN17437		
7.	A.248.500	COMER SHIM KIT 71.7		
8.	822-166C	BEARING BALL 6207		
9.	8.5.1.00680	CO SNAP RING 40 UNI 7436		
10.	0.259.7525.00	CO SHIM 35.3 X 48 X 2.5		
11.	0.195.0300.00	CO HOUSING		
12.	8.0.9.00102	CO ROLLER BEARING 32208 CL-B		
13.	0.278.7103.00	CO NUT M40 X 1.5		
14.	8.7.3.00081	CO OIL SEAL 35 X 80 X 10 RTA35		
15.	1.195.7100.00	CO PROTECTIVE FLAT WASHER		
16.	8.5.3.00955	CO SNAP RING SB 81		
17.	8.3.2.00409	CO FLAT WASHER 25 X 44 X 4		
18.	8.2.2.01144	NUT CASTLE M 24 X 2		
19.	8.4.7.00516	CO COTTER PIN B5 X 50		
20.	A244.501	CO SHIM 40.3 X 51.5 826-067C		
21.	0.195.5000.00	CO PINION Z12 M4.7		
22.	8.0.9.00026	CO ROLLER BEARING 30207 CL-B		
23.	8.7.3.00055	CO OIL SEAL 35 X 72 X 10		
24.	0.195.6000.00	CO CROWN GEAR Z33 M4.7		
25.	U0.195.7101.00	CO OIL LEVEL PLUG 3/8" GAS		

**Gearbox Left Deck (826-085C) IEG (S/N 214221-)**

Applies to AFM4011 and AFM40133



10891

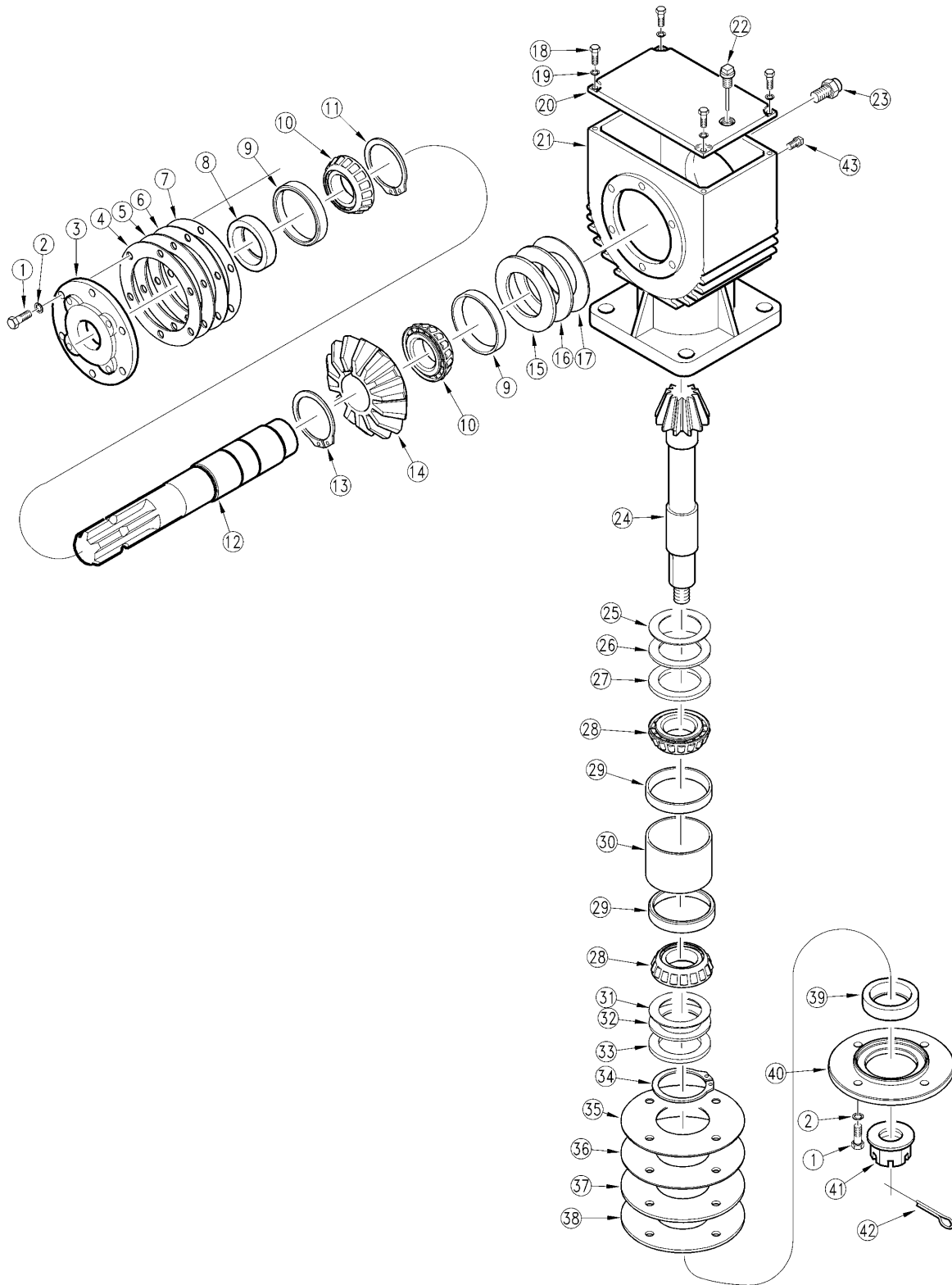


***Gearbox Left Deck (826-085C) IEG (S/N 214221-)*****Applies to AFM4011 and AFM40133**

<b>Ref</b>	<b>Part No.</b>	<b>Part Description</b>	<b>Comments</b>	<b>Revision</b>
	dwg10891	Drawing Image Number		
	826-085C	RPBY 826-204C & 826-206C		
1.	18-021	ITG GEARBOX HOUSING		
2.	822-166C	BEARING BALL 6207		Rev. 2
2.	04-004	RPBY 822-166C		Rev 1; Use up stock
3.	09-002	REP BY 140000		
4.	02-034	ITG INPUT SHAFT		
5.	21-012	ITG RETAINING RING		
6.	03-043	ITG 34 TOOTH INPUT GEAR		
7.	08-004A	ITG INPUT CAP GASKET 0.25MM		
8.	08-004B	ITG INPUT CAP GASKET 0.10MM		
9.	07-001	RPBY 804-158C		
10.	06-012	ITG M10 X 1.5 X 25 CAP SCREW		
11.	20-007	ITG INPUT CAP		
12.	09-009	ITG CAP PLUG		
13.	08-005A	ITG OUTPUT CAP GASKET 0.25MM		
14.	08-005B	ITG OUTPUT CAP GASKET 0.10MM		
15.	20-003	ITG OUTPUT CAP		
16.	05-005	ITG OUTPUT OIL SEAL		
17.	805-017C	PIN COTTER 3/16 X 1 3/4 PLT		
18.	11-007	ITG 1"-14 SLOTTED HEX NUT		
19.	07-007	ITG WASHER		
20.	03-042	ITG 12 TOOTH OUTPUT PIN & SHFT		
21.	10-002	ITG BEARING SPACER		
22.	04-003	REP BY 822-188C		
23.	05-002	ITG INPUT OIL SEAL		
24.	310-331D	KEY 1/4" X 11/16" LONG		
25.	16-013	REP BY 8.6.7.00269		
26.	811-320C	SP SAFETY VALVE 1/8MNPT		

# Gearbox Left Deck (826-206C) OMNI (S/N 214222 to 340848)

Applies to AFM4011 and AFM40133



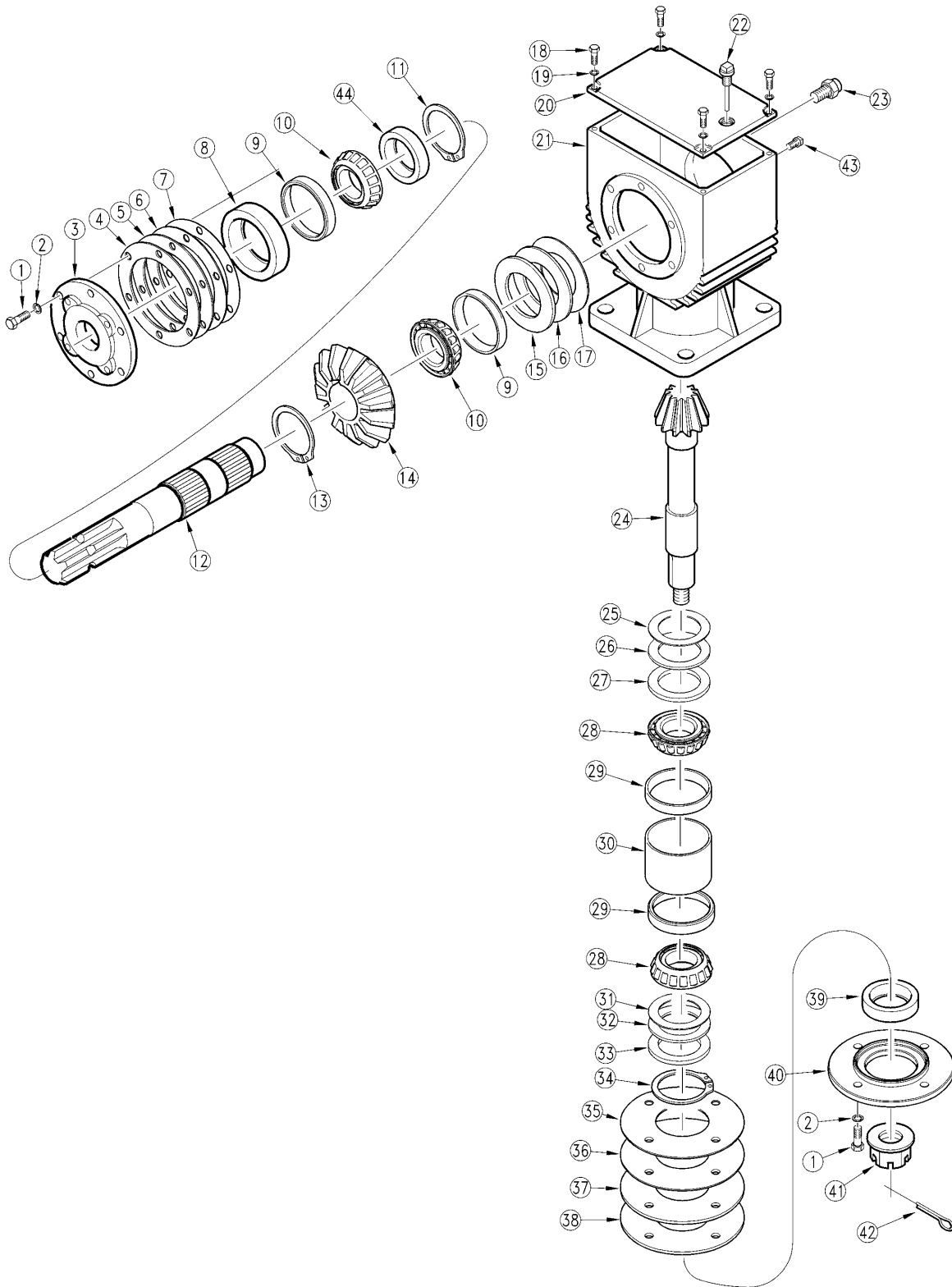
15934

**Gearbox Left Deck (826-206C) OMNI (S/N 214222 to 340848)****Applies to AFM4011 and AFM40133**

Ref	Part No.	Part Description	Comments	Revision
	dwg15934	Drawing Image Number		
	826-206C	RC-25 1:2.8 CW 90 BOX(RC25HR)		
1.	110192	OMNI SCREW-5/16"-18UNC X 7/8"		
2.	130006	REP BY 804-009C		
3.	020224	OMNI CAP-INPUT		
4.	070249	OMNI GASKET-INPUT 0.50MM		
5.	070248	OMNI GASKET-INPUT 0.30MM		
6.	070247	OMNI GASKET-INPUT 0.20MM		
7.	070246	OMNI GASKET-INPUT 0.10MM		
8.	060127	OMNI SEAL-INPUT CR13930		
9.	050170	REP BY 050172 CUP		
10.	050172	REP BY 822-167C		
11.	200140	OMNI RTNG. RING 38MM RC DSH-38		
12.	040335	OMNI SHAFT-INPUT 1-3/8"-6 SPLN		
13.	200141	OMNI RTNG. RING 38MM RC DSH-38		
14.	030457	OMNI GEAR INPUT, 34T		
15.	090181	OMNI SHIM INPUT 0.30MM		
16.	090180	OMNI SHIM INPUT 0.20MM		
17.	090179	OMNI SHIM INPUT 0.10MM		
18.	110009	OMNI SCREW-1/4"-20 UNC X 3/4"		
19.	130028	OMNI LOCKWASHR 1/4" SPLIT TYPE		
20.	240280	OMNI INSPECTION COVER		
21.	010175	OMNI HOUSING-RC-25		
22.	140047	OMNI PLUG SQ.HD.1/2-14NPT W/DP		
23.	140000	OMNI PIPE PLUG 1/2' SQ HEAD	(S/N 215411+) 3-5 Lbs.	Rev. 2 not compat. w/Rev. 1
23.	140033	OMNI PLUG VENT 1/2-14 NPTF	(S/N 215410-)	Rev. 1
23.	8.6.7.00269	CO 1/2" GAS BREATHER PLUG	7.5-15 Lbs. (Owner choice)	
24.	030456	OMNI PINION-OUTPUT 12T		
25.	090182	OMNI SHIM OUTPUT 0.10MM		
26.	090183	OMNI SHIM OUTPUT 0.20MM		
27.	090184	OMNI SHIM OUTPUT 0.30MM		
28.	050197	REP BY 822-191C		
29.	050195	REP BY 050197 CUP		
30.	090185	OMNI SPACER OUTPUT		
31.	090186	OMNI SHIM OUTPUT 0.10MM		
32.	090187	OMNI SHIM OUTPUT 0.20MM		
33.	090188	OMNI SHIM OUTPUT 0.30MM		
34.	200000	OMNI RETAINING RING		
35.	070250	OMNI GASKET-OUTPUT 0.10MM		
36.	070253	OMNI GASKET-INPUT 0.50MM		
37.	070252	OMNI GASKET-INPUT 0.30MM		
38.	070251	OMNI GASKET-INPUT 0.20MM		
39.	060128	OMNI SEAL-OUTPUT CR15822		
40.	020225	OMNI CAP-OUTPUT		
41.	120050	OMNI NUT HEX SLOTTED, 1-14UNC		
42.	100001	OMNI COTTER PIN 5 X 50		
43.	140017	OMNI PLUG PIPE SQ HD1/8-27NPTF		

**Gearbox Left Deck (826-296C) OMNI (S/N 214222 to 340848)**

Applies to AFM4011 and AFM40133



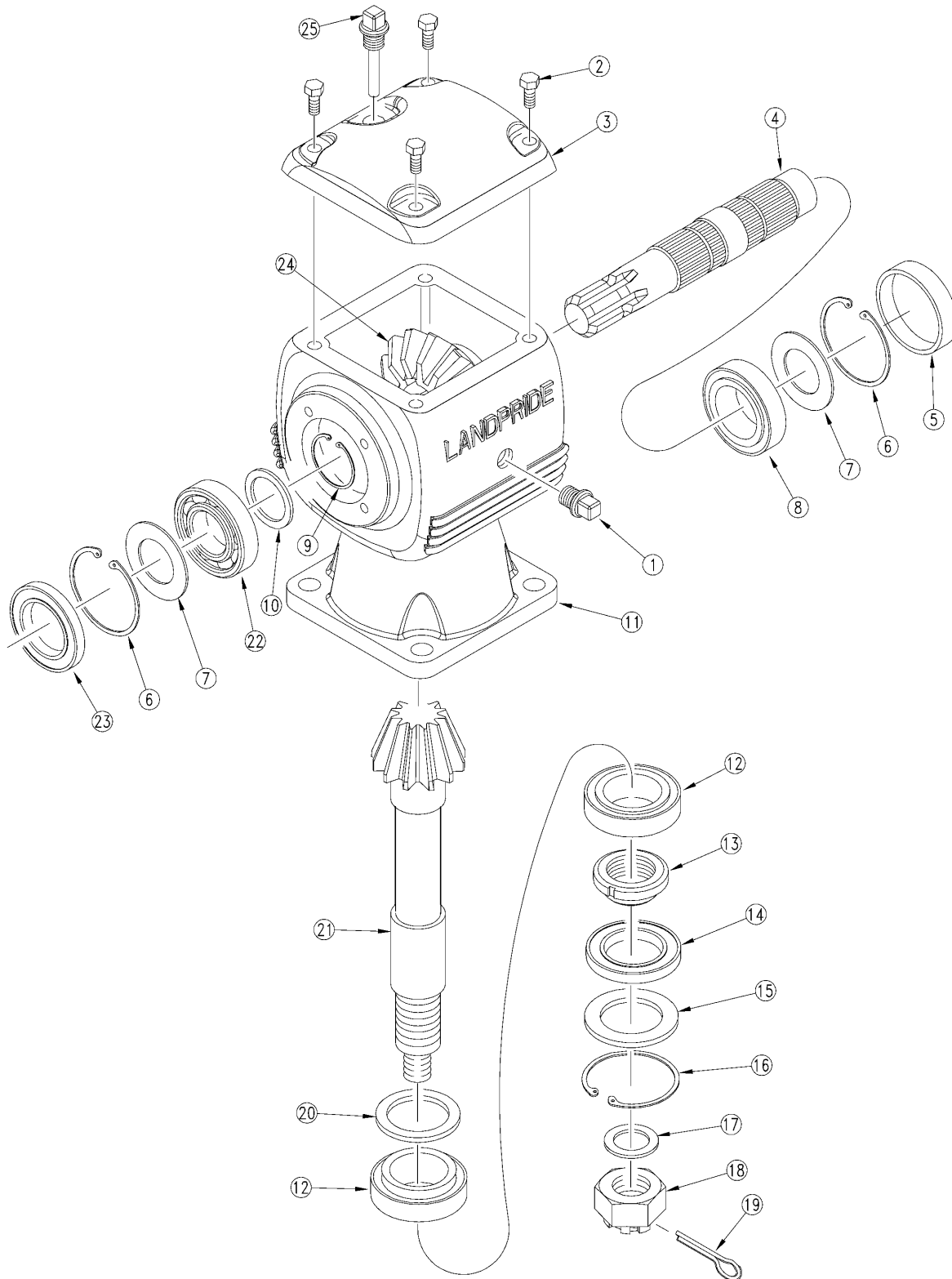
18948

**Gearbox Left Deck (826-296C) OMNI (S/N 214222 to 340848)****Applies to AFM4011 and AFM40133**

Ref	Part No.	Part Description	Comments	Revision
	dwg18948	Drawing Image Number		
	826-296C	Gearbox OMNI Left Hand Deck		
1.	110192	OMNI SCREW-5/16"-18UNC X 7/8"		
2.	130006	REP BY 804-009C		
3.	020224	OMNI CAP-INPUT		
4.	070249	OMNI GASKET-INPUT 0.50MM		
5.	070248	OMNI GASKET-INPUT 0.30MM		
6.	070247	OMNI GASKET-INPUT 0.20MM		
7.	070246	OMNI GASKET-INPUT 0.10MM		
8.	060127	OMNI SEAL-INPUT CR13930		
9.	050170	OMNI BEARING CUP 30207		
10.	050172	OMNI BEARING CONE 30207		
11.	200140	OMNI RTNG. RING 38MM RC DSH-38		
12.	040491	OMNI SHAFT-INPUT 1-3/8"-6 SPLN		
13.	200141	OMNI RTNG. RING 38MM RC DSH-38		
14.	030457	OMNI GEAR INPUT, 34T		
15.	090181	OMNI SHIM INPUT 0.30MM		
16.	090180	OMNI SHIM INPUT 0.20MM		
17.	090179	REP BY 090180		
18.	110009	OMNI SCREW-1/4"-20 UNC X 3/4"		
19.	130028	OMNI LOCKWASHR 1/4" SPLIT TYPE		
20.	240280	OMNI INSPECTION COVER		
21.	010252	OMNI HOUSING-RC-25		
22.	140047	OMNI PLUG SQ.HD.1/2-14NPT W/DP		
23.	140000	OMNI PIPE PLUG 1/2' SQ HEAD	(S/N 215411+) 3-5 Lbs.	Rev. 2 not compat. w/Rev. 1
23.	140033	OMNI PLUG VENT 1/2-14 NPTF	(S/N 215410-)	Rev. 1
23.	8.6.7.00269	CO 1/2" GAS BREATHER PLUG	7.7-15 Lbs. (Owners choice)	
24.	030456	OMNI PINION-OUTPUT 12T		
25.	090182	REP BY 090183		
26.	090183	OMNI SHIM OUTPUT 0.20MM		
27.	090184	OMNI SHIM OUTPUT 0.30MM		
28.	050197	REP BY 822-191C		
29.	050195	REP BY 050197 CUP		
30.	090185	OMNI SPACER OUTPUT		
31.	090186	OMNI SHIM OUTPUT 0.10MM		
32.	090187	OMNI SHIM OUTPUT 0.20MM		
33.	090188	OMNI SHIM OUTPUT 0.30MM		
34.	200000	OMNI RETAINING RING		
35.	070250	OMNI GASKET-OUTPUT 0.10MM		
36.	070251	OMNI GASKET-OUTPUT 0.20MM		
37.	070252	OMNI GASKET-OUTPUT 0.30MM		
38.	070253	OMNI GASKET-OUTPUT 0.50MM		
39.	060128	OMNI SEAL-OUTPUT CR15822		
40.	020225	OMNI CAP-OUTPUT		
41.	120050	OMNI NUT HEX SLOTTED, 1-14UNC		
42.	100001	OMNI COTTER PIN 5 X 50		
43.	140017	OMNI PLUG PIPE SQ HD1/8-27NPTF		
44.	090341	OMNI SPACER, INPUT		

# Gearbox Left Deck (826-326C) Comer Service Only

Applies to AFM4011 and AFM40133



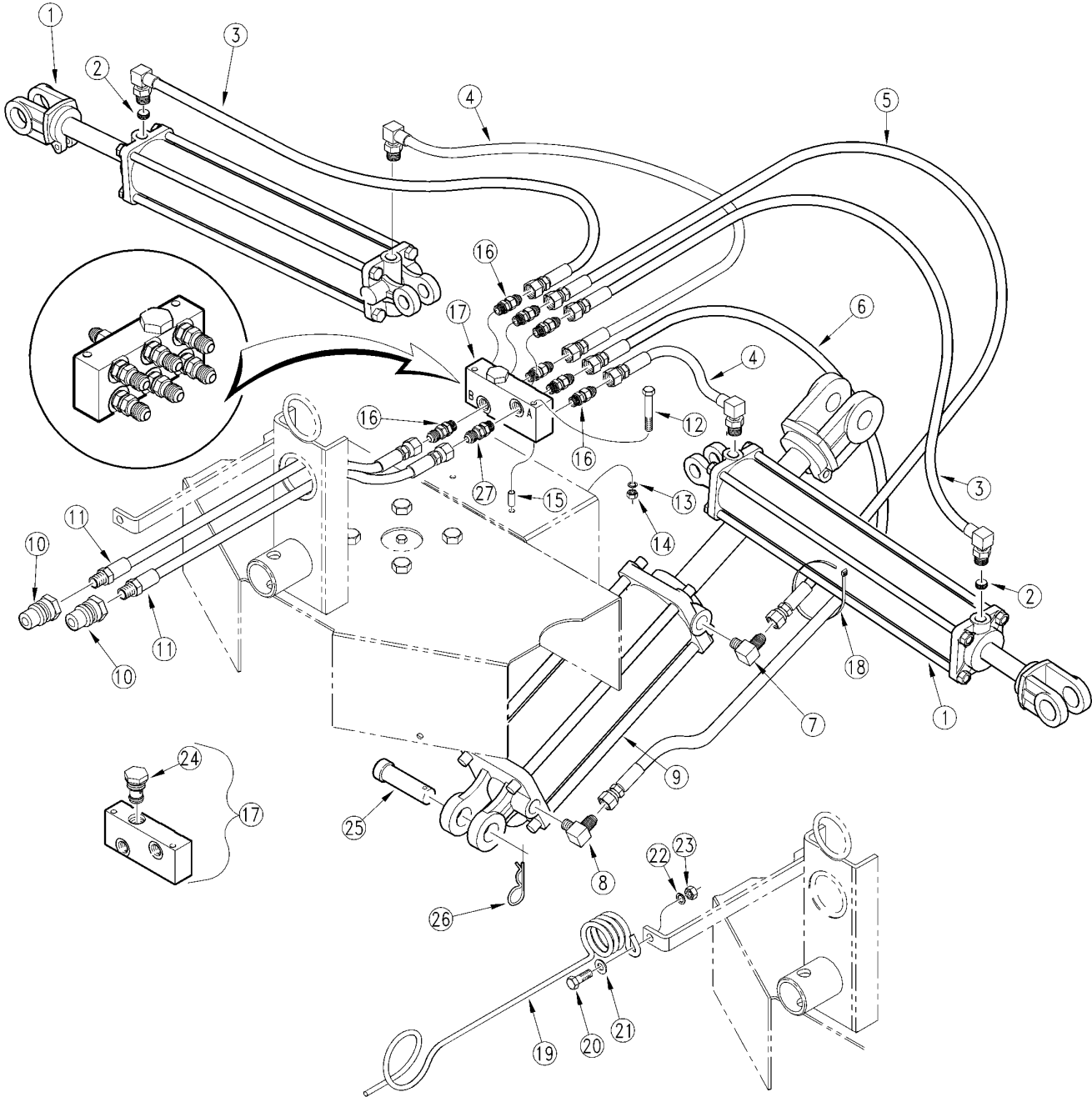
19549

***Gearbox Left Deck (826-326C) Comer Service Only*****Applies to AFM4011 and AFM40133**

<b>Ref</b>	<b>Part No.</b>	<b>Part Description</b>	<b>Comments</b>	<b>Revision</b>
	dwg19549	Drawing Image Number		
	826-326C	GBOX MOWER 50 HP 1:2.8 CW		
1.	8.6.5.00006	CO OIL PLUG 3/8		
2.	8.1.1.00501	CO BOLT M8X22 HHB		
3.	0.195.1300.00	CO COVER		
4.	0.195.2000.00	CO INPUT SHAFT 1" 3/8 Z6		
5.	8.7.0.00744	CO CAP	72 X 10	
6.	8.5.2.00131	CO SNAP RING INT 72 UN17437		
7.	A.248.500	COMER SHIM KIT 71.7		
8.	8.0.9.00026	CO ROLLER BEARING 30207 CL-B		
9.	8.5.1.00680	CO SNAP RING 40 UNI 7436		
10.	0.259.7525.00	CO SHIM 35.3 X 48 X 2.5		
11.	0.195.0300.00	CO HOUSING		
12.	8.0.9.00102	CO ROLLER BEARING 32208 CL-B		
13.	0.278.7103.00	CO NUT M40 X 1.5		
14.	8.7.3.00081	CO OIL SEAL 35 X 80 X 10 RTA35		
15.	1.195.7100.00	CO PROTECTIVE FLAT WASHER		
16.	8.5.3.00955	CO SNAP RING SB 81		
17.	8.3.2.00409	CO FLAT WASHER 25 X 44 X 4		
18.	8.2.2.01144	NUT CASTLE M 24 X 2		
19.	8.4.7.00516	CO COTTER PIN B5 X 50		
20.	A244.501	CO SHIM 40.3 X 51.5 826-067C		
21.	0.195.5000.00	CO PINION Z12 M4.7		
22.	822-166C	BEARING BALL 6207		
23.	8.7.3.00055	CO OIL SEAL 35 X 72 X 10		
24.	0.195.6000.00	CO CROWN GEAR Z33 M4.7		
25.	U0.195.7101.00	CO OIL LEVEL PLUG 3/8" GAS		

# Folding Hydraulics

Applies to AFM4011 and AFM40133



13562

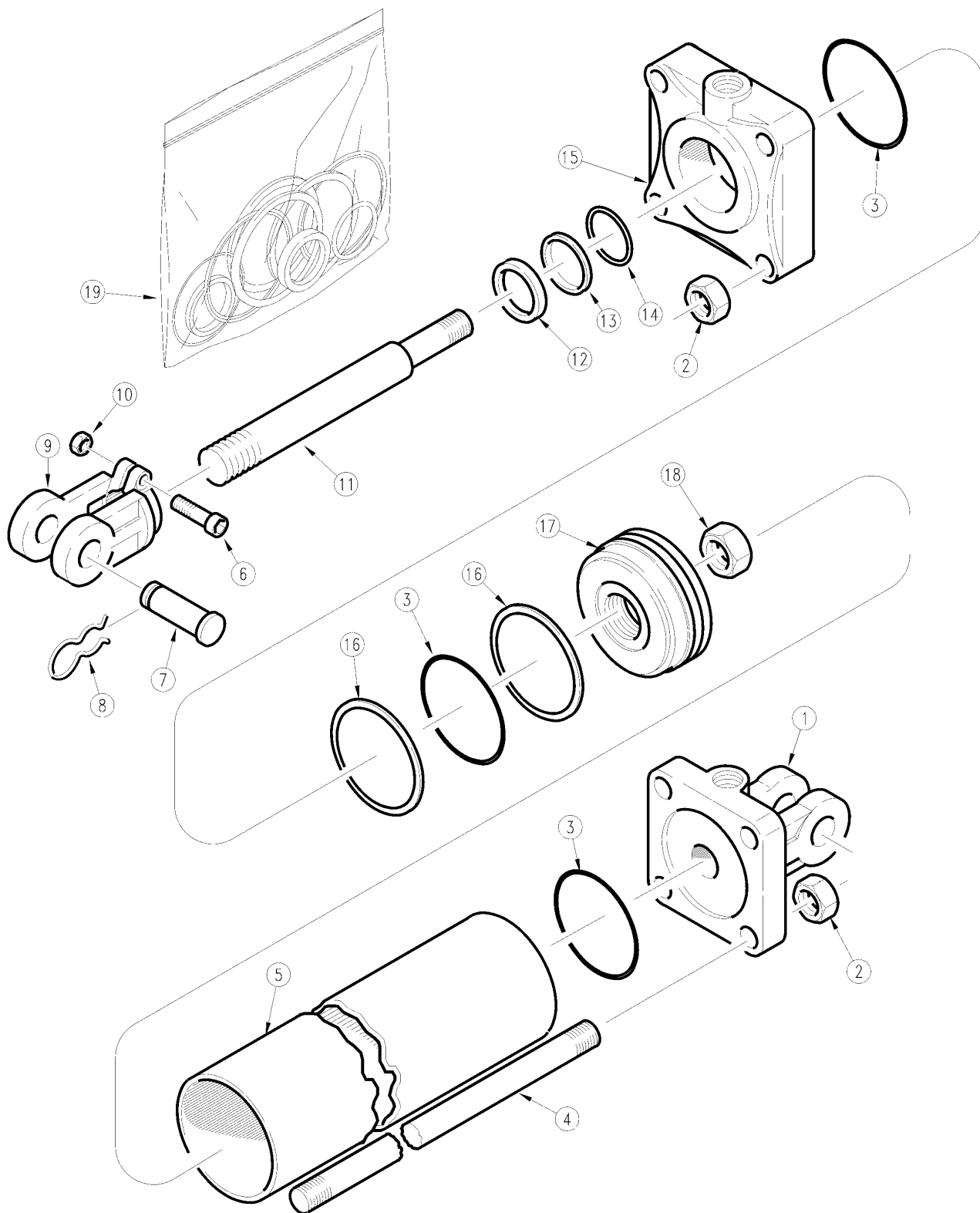


**Folding Hydraulics****Applies to AFM4011 and AFM40133**

Ref	Part No.	Part Description	Comments	Revision
	dwg13562	Drawing Image Number		
1.	810-150C	CYL 2.5X12X1.25 ROD (TIE ROD)		
2.	811-447C	ORPL 1/32 9/16MORB	(S/N 233151-)	
3.	811-445C	HH1/4R2 035 9/16FJIC 3/8MORB90		
4.	811-444C	HH1/4R2 020 9/16FJIC 3/8MORB90		
5.	811-442C	HH1/4R2 028 9/16FJIC		
6.	811-443C	HH1/4R2 036 9/16FJIC		
7.	811-119C	EL 3/8MNPT 9/16MJIC		Rev. 2 not compat. w/Rev. 1
7.	811-332C	OREL 1/32 9/16MJIC 3/8MNPT		Rev. 1
8.	811-119C	EL 3/8MNPT 9/16MJIC		
9.	810-005C	CYL 2X8X1.12 ROD SINGLE ACTING		
10.	811-394C	CP 3/4FORB MALE QD		
11.	811-441C	HH1/4R2 096 9/16FJIC 3/4 MORB		
12.	802-451C	HHCS 1/4-20X4 GR5		Rev. 2
12.	802-308C	HHCS 1/4-20X3 1/4 GR5		Rev 1; Use up stock
13.	804-006C	WASHER LOCK SPRING 1/4 PLT		
14.	803-006C	NUT HEX 1/4-20 PLT		
15.	315-743D	SPCR 1/2 OD X .28ID X 1 3/8		Rev. 2
15.	315-492D	SPCR 1/2 OD X .28 ID X 5/8		Rev 1; Use up stock
16.	811-170C	AD 9/16MORB 9/16MJIC		
17.	811-495C	SP-8 PORT RELIEF 9/16-18FORB (S/N 176350+)		Rev. 2 not compat. w/Rev. 1
17.	811-438C	SP 4 PORT MANIFOLD 9/16-18MJIC	(S/N 176349-)	Rev. 1
18.	800-060C	CABLE TIE .19X14.25 3DIA 50LB		
19.	807-023C	SPRING HOSE LOOP	(S/N 176350+)	
20.	802-079C	HHCS 3/8-16X1 1/4 GR5	(S/N 176350+)	
21.	804-012C	WASHER FLAT 3/8 SAE PLT	(S/N 176350+)	
22.	804-013C	WASHER LOCK SPRING 3/8 PLT	(S/N 176350+)	
23.	803-014C	NUT HEX 3/8-16 PLT	(S/N 176350+)	
24.	8026	SHMKR CRTRDG RELIEF VALVE ASSY		Rev. 2
24.	1497	RPBY 8026		Rev 1; Use up stock
25.	805-004C	PIN CLEVIS 1 X 2 3/4 USABLE LG		
26.	805-088C	PIN, HAIR COTTER 3/16 WIRE DIA		
27.	811-694C	ORAD 1/32 9/16MORB 9/16MJIC	(S/N 233152+)	Rev. 2 not compat. w/Rev. 1
27.	811-170C	AD 9/16MORB 9/16MJIC	(S/N 233151-)	Rev. 1

# Hydraulic Cylinder (810-150C) Midway

Applies to AFM4011 and AFM40133



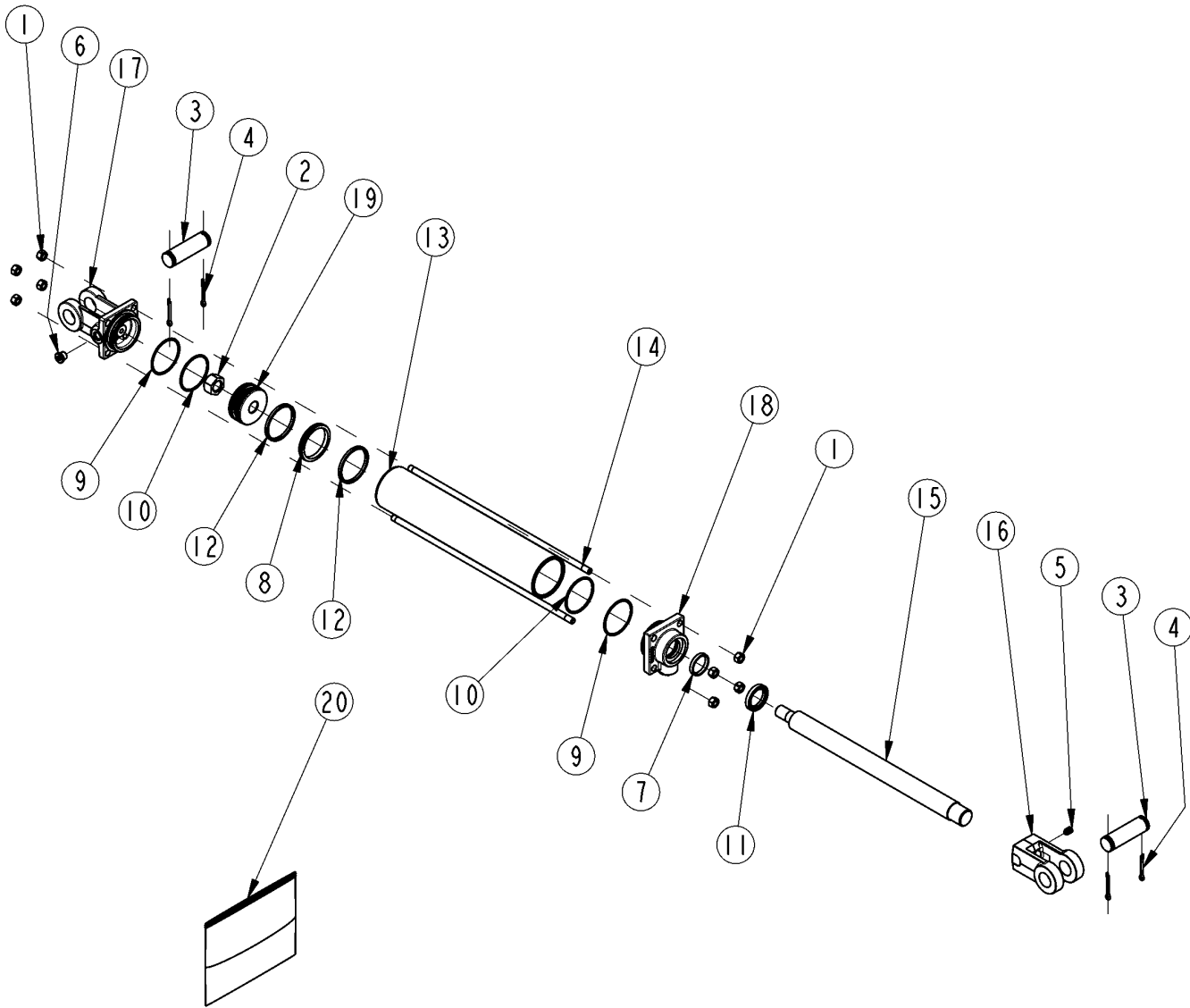
11421

***Hydraulic Cylinder (810-150C) Midway*****Applies to AFM4011 and AFM40133**

<b>Ref</b>	<b>Part No.</b>	<b>Part Description</b>	<b>Comments</b>	<b>Revision</b>
	dwg11421	Drawing Image Number		
	810-150C	CYL 2.5X12X1.25 ROD (TIE ROD)		
1.	6M3118	MW BASE		
1.	1D1505-3	BASE CROSS		
2.	2A0012	MW NUT CLEVIS & TIE ROD		
2.	2A0235-6	CROSS NUT, CLEVIS & TIE ROD		
3.		O-RING	Only found in seal kit 19.	
4.	7M3320	MW TIE ROD		
4.	2A0578-1675	TIE ROD CROSS		
5.	5M3120	MW TUBE		
5.	1D0005-1450	TUBE CROSS		
6.	2A0006	REPL. BY 802-023C		
6.	2A0079-616	CROSS SCREW, CAP		
7.	2A0208	MW CLEVIS PIN		
7.	1D1551-16275	CROSS CLEVIS PIN		
8.	2A0132	MW PIN CLIP		
8.	2A0308-1	REP BY 805-032C		
9.	1M6010	MW CLEVIS STD. DUTY		
9.	1D1003-5	CROSS ROD CLEVIS		
10.	2A0012	MW NUT CLEVIS & TIE ROD		
10.	2A0235-6	CROSS NUT, CLEVIS & TIE ROD		
11.	2M3418	MW ROD		
11.	1D0206-1675	ROD CROSS		
12.		WIPER	Only found in seal kit 19.	
13.		BACKUP ROD	Only found in seal kit 19.	
14.		O-RING	Only found in seal kit 19.	
15.	3M3406	MW HEAD		
15.	1D1155-17	HEAD CROSS		
16.		BACKUP PISTON	Only found in seal kit 19.	
17.	4M3102	REPL. BY 4M3108		
17.	1D1401-250	PISTON CROSS		
18.	2A0022	MW NUT, PISTON		
18.	2A0246-12	CROSS NUT, PISTON		
19.	810-177C	SEAL KIT MW 2.5X1.25ROD 3A3104		
19.	810-178C	SEAL KIT CROSS 2.5 CYL 1C4982		

# Hydraulic Cylinder (810-150C) Red Lion

Applies to AFM4011 and AFM40133



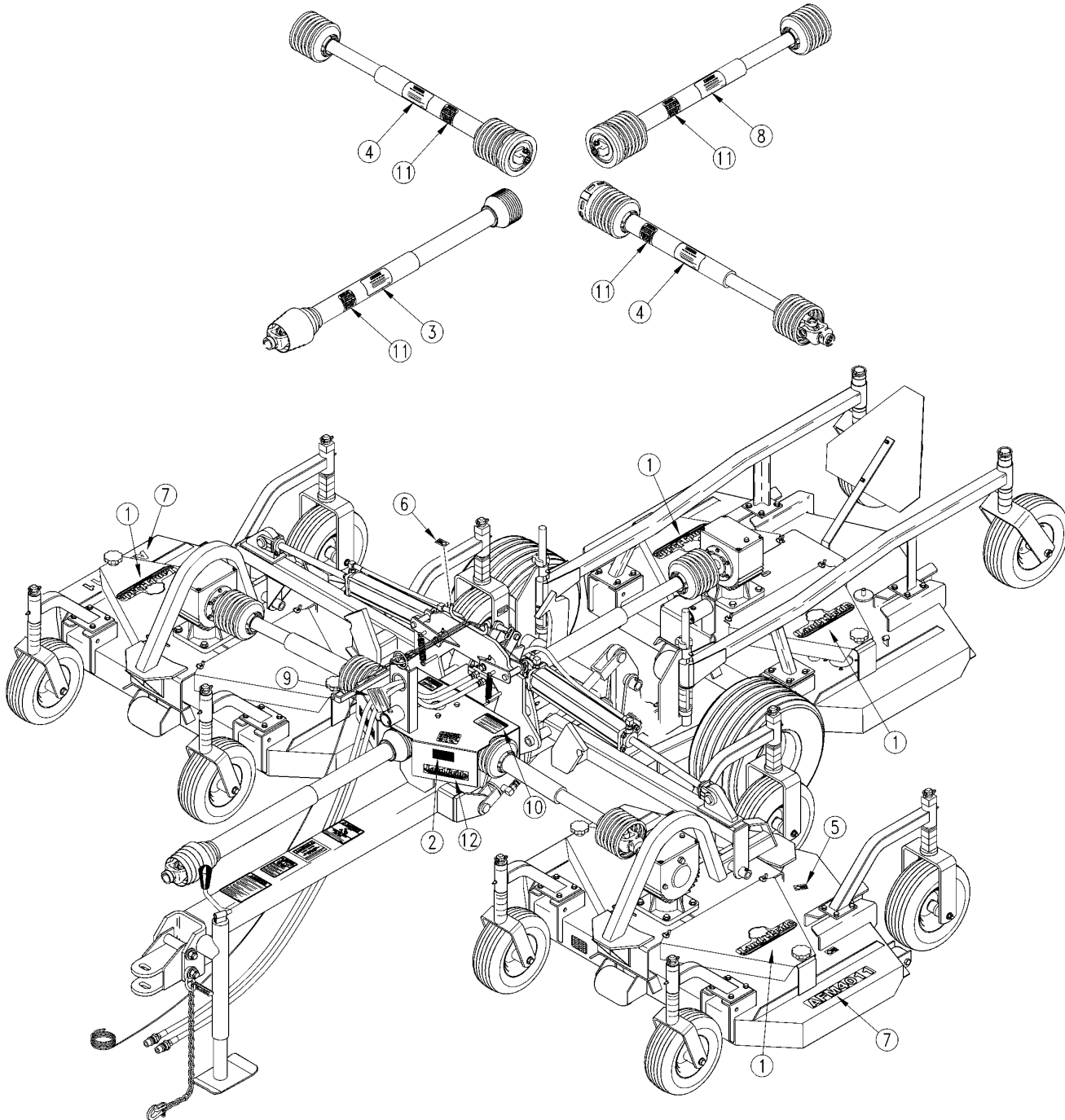
25899

***Hydraulic Cylinder (810-150C) Red Lion*****Applies to AFM4011 and AFM40133**

<b>Ref</b>	<b>Part No.</b>	<b>Part Description</b>	<b>Comments</b>	<b>Revision</b>
	dwg25899	Drawing Image Number		
	810-150C	CYL 2.5X12X1.25 ROD (TIE ROD) *		
1.	803-014C	NUT HEX 3/8-16 PLT		
2.	130556	MON PISTON NUT		
3.	134953	LION PIN		
4.	135995	MON CLEVIS PIN COTTER		
5.	801-023C	SCREW SET SH 3/8-16X3/8 TYPE C		
6.	186561	PLUG 9/16-18UNF MORB SOCKET HD		
7.	N/A	MON ROD SEAL	Only Found in Kit #20	
8.	N/A	MON PISTON SEAL	Only Found in Kit #20	
9.	N/A	MON END CAP BACKUP WASHERS	Only Found in Kit #20	
10.	N/A	MON END CAP O-RING	Only Found in Kit #20	
11.	N/A	SEAL WIPER ROD	Only Found in Kit #20	
12.	N/A	MON PISTON WEAR RING	Only Found in Kit #20	
13.	491672	LION CYL TUBE 2.5 X 12		
14.	492222	LION TIE ROD 3/8, 12 CYL		
15.	492647	LION ROD 1.25 X 12		
16.	492650	LION ROD CLEVIS 1 1/8-12UNF		
17.	492688	LION CLEVIS CAP 2.5, 9/16 ORB		
18.	492724	LION ROD CAP 2.5X1.25 9/16 ORB		
19.	494768	MON PISTON		
20.	645004	MON SEALS REPAIR KIT		

# Label Placement

Applies to AFM4011 and AFM40133



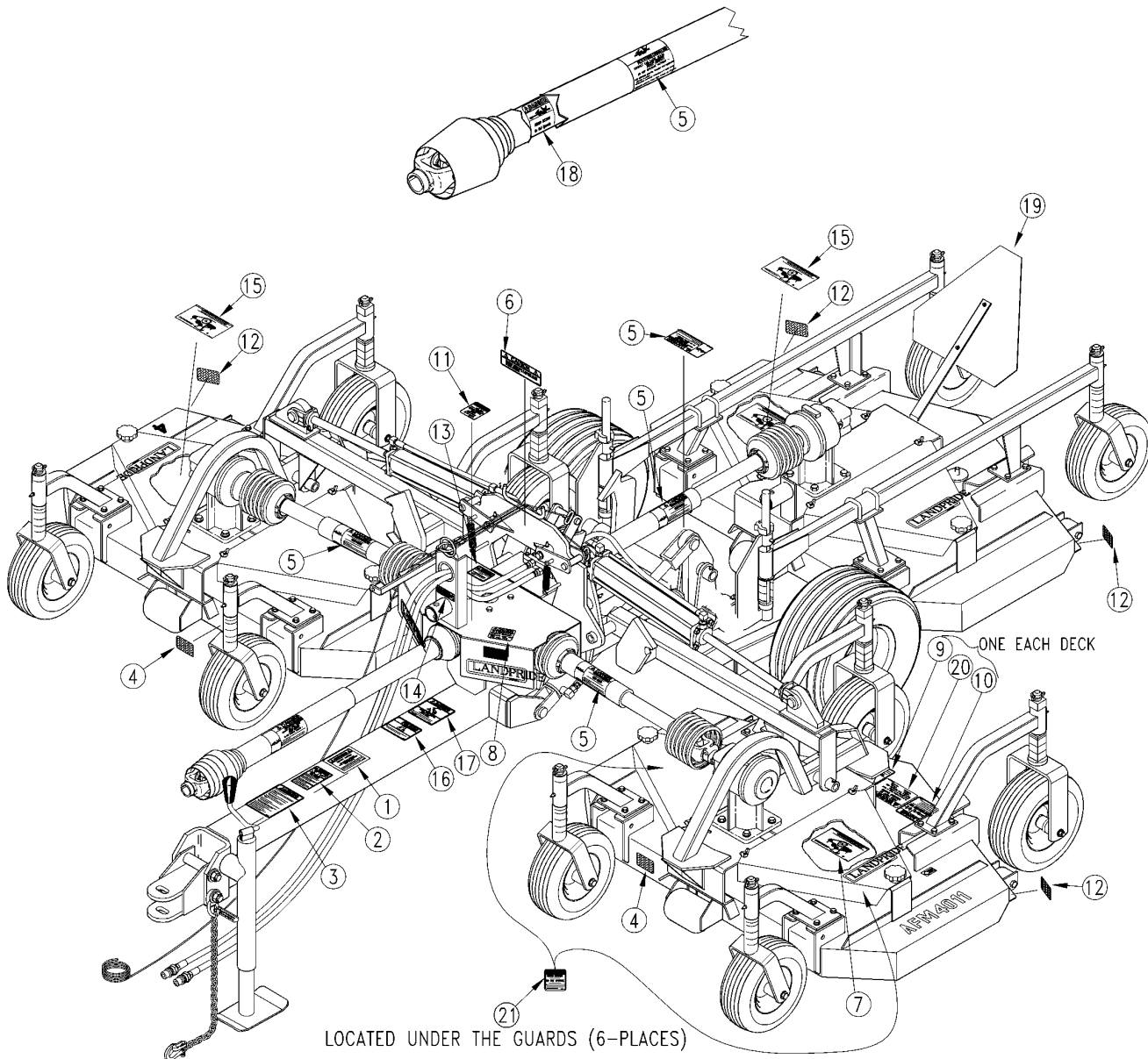
17590

**Label Placement****Applies to AFM4011 and AFM40133**

<b>Ref</b>	<b>Part No.</b>	<b>Part Description</b>	<b>Comments</b>	<b>Revision</b>
	dwg17590	Drawing Image Number		
1.	818-892C	DECAL LP W/TREE 10" - 3 COLOR	(S/N 253841+)	Rev. 2 not compat. w/Rev. 1
1.	818-165C	LP LOGO SMALL BUCKSKIN	(S/N 253840-)	Rev. 1
2.	818-190C	DECAL FLAG		
3.	818-448C	DECAL PTO 826-125C		
4.	818-449C	DECAL PTO 826-126C		
5.	818-138C	DECAL GREASE EVERY 25 HOURS		
6.	818-298C	DECAL GREASE 25HRS BLACK/WHITE		
7.	818-919C	DECAL AFM4011-BROWN	(S/N 253841+)	Rev. 3 not compat. w/Rev. 2
7.	818-713C	DECAL AFM4011 LP BLACK	(S/N 231068 <-> 253840)	Rev. 2 not compat. w/Rev. 1
7.	818-567C	DECAL 40133 -LP BLACK	(S/N 231067-)	Rev. 1
8.	818-450C	DECAL PTO 826-127C		
9.	818-488C	DECAL PTO MAINTENANCE CV		
10.	818-560C	DECAL NOTICE TO OWNER-NO WARRA		Rev. 2 not compat. w/Rev. 1
10.	818-559C	RPBY 818-560C 1st revision		Rev. 1
11.	818-680C	DECAL IMPORTANT - SLIP CLUTCH		
12.	838-036C	DECAL LANDPRIDE 6"- BEIGE	(S/N 253841+)	Rev. 2 not compat. w/Rev. 1
12.	818-165C	LP LOGO SMALL BUCKSKIN	(S/N 253840-)	Rev. 1

# Safety Label Placement

Applies to AFM4011 and AFM40133



10504



**Safety Label Placement****Applies to AFM4011 and AFM40133**

<b>Ref</b>	<b>Part No.</b>	<b>Part Description</b>	<b>Comments</b>	<b>Revision</b>
	dwg10504	Drawing Image Number		
1.	818-019C	DECAL WARNING NEG TONGUE WT		
2.	818-339C	DECAL WARNING HIGH PRESSUR SML		
3.	818-558C	DECAL WARNING GEN SAFE MOWER		
4.	818-229C	DECAL AMBER REFLECTOR		
5.	818-552C	DECAL DANGER PTO DRIVELINE		
6.	818-351C	DECAL CAUTION TRANSP LOCK ENGD		
7.	818-293C	DECAL CAUTION V-BELT INST 1548		
8.	818-130C	DECAL CAUTION 540 RPM		
9.	818-556C	DECAL DANGER THROWN OBJ CUTTER		
10.	818-555C	DECAL DANGER ROTATE BLADE		
11.	818-187C	DECAL DANGER DRIVELINE SHIELD		
12.	818-230C	DECAL RED REFLECTOR		
13.	818-337C	DECAL WARNING 20 MPH TRANS SML		
14.	818-353C	DECAL CAUTION TRANSP LOCK DISE		
15.	818-456C	DECAL CAUTION V-BELT INST 48		
16.	818-557C	DECAL DANGER CANNOT READ ENG		
17.	818-561C	DECAL DANGER RAISED WING HAZAR		
18.	818-540C	DECAL DANGER GUARD MISS PTO		
19.	818-055C	DECAL SLOW MOVING-GALV. BACKED		
20.	818-045C	DECAL WARNING PINCH PT/CRUSH		
21.	818-543C	DECAL DANGER PD GUARD MISS SML	Beneath all belt guards (S/N 253841+)	



# Part Number Index

The Part Number Index is a numeric index of all part numbers included in this manual. The index shows what page(s) the part is used on.

Part Number	Page	Part Number	Page	Part Number	Page	Part Number	Page
0.107.7100.01	71	060128	77, 79, 85, 87	196839	21	310-631D	27, 39
0.195.0300.00	81, 89	060133	73	1D0005-1450	93	315-004H	13
0.195.1300.00	81, 89	060134	73	1D0206-1675	93	315-037V	41
0.195.2000.00	81, 89	07-001	75, 83	1D1003-5	93	315-098H	59
0.195.5000.00	81, 89	07-007	75, 83	1D1155-17	93	315-120H	47
0.195.6000.00	81, 89	070218	73	1D1401-250	93	315-121H	47, 53
0.241.5001.00	71	070219	73	1D1505-3	93	315-122H	61
0.242.2101.00	71	070220	73	1D1551-16275	93	315-124H	57
0.242.7200.00	71	070246	77, 79, 85, 87	1M6010	93	315-125H	57
0.256.1314.00	71	070247	77, 79, 85, 87	20-003	75, 83	315-126H	57
0.257.0505.00	71	070248	77, 79, 85, 87	20-007	75, 83	315-127H	57
0.257.1742.00	71	070249	77, 79, 85, 87	200000	77, 79, 85, 87	315-130H	53
0.257.1743.00	71	070250	77, 79, 85, 87	200140	77, 79, 85, 87	315-131H	53
0.259.0511.00	69	070251	77, 79, 85, 87	200141	73, 77, 79, 85, 87	315-132H	53
0.259.1300.00	69	070252	77, 79, 85, 87	200142	73	315-133H	47
0.259.1523.00	69	070253	77, 79, 85, 87	21-012	75, 83	315-134H	11
0.259.2220.00	69	08-004A	75, 83	240280	77, 79, 85, 87	315-135H	11
0.259.4610.00	69	08-004B	75, 83	2A0006	93	315-136H	7
0.259.5000.01	69	08-005A	75, 83	2A0012	93	315-137H	11
0.259.7200.00	69	08-005B	75, 83	2A0022	93	315-139H	13
0.259.7500.00	69	087276	21	2A0079-616	93	315-141H	43, 45
0.259.7525.00	81, 89	087279	19, 23	2A0132	93	315-142H	11
0.267.4212.00	71	09-002	75, 83	2A0208	93	315-143S	27, 29, 31, 39
0.278.7103.00	81, 89	09-009	75, 83	2A0235-6	93	315-144H	7
010175	77, 85	090099	73	2A0246-12	93	315-145H	17
010180	73	090179	77, 79, 85, 87	2A0308-1	93	315-147H	13
010252	79, 87	090180	77, 79, 85, 87	2A0578-1675	93	315-150H	43, 45
02-034	75, 83	090181	77, 79, 85, 87	2M3418	93	315-151H	41
020164	73	090182	77, 79, 85, 87	304149	25	315-153A	11
020166	73	090183	77, 79, 85, 87	310-024D	49, 61	315-155A	11
020224	77, 79, 85, 87	090184	77, 79, 85, 87	310-041D	41, 43, 45	315-156S	49, 53, 57
020225	77, 79, 85, 87	090185	77, 79, 85, 87	310-043D	29, 33	315-157S	57
020614	19, 23	090186	77, 79, 85, 87	310-051D	27, 29, 31, 33, 35, 37, 39	315-158S	43
020616	21	090187	77, 79, 85, 87	310-090H	55, 59	315-159S	57, 61
020672	21	090188	77, 79, 85, 87	310-094H	27, 29, 31, 33, 35, 37, 39	315-166S	9
020692	25	090341	79, 87	310-095H	27, 29, 31, 33, 35, 37, 39	315-169S	29
03-042	75, 83	1.195.7100.00	81, 89	310-132S	33	315-175H	7
03-043	75, 83	10-002	75, 83	310-139S	33	315-176S	29
030456	77, 79, 85, 87	10-007	15	310-149H	49	315-183H	7
030457	77, 79, 85, 87	100001	77, 79, 85, 87	310-165H	27, 29, 31, 33, 35, 37, 39	315-197H	13
030467	73	11-007	41, 43, 45, 75, 83	310-166S	33, 35, 37	315-234D	47
030512	73	110009	77, 79, 85, 87	310-176D	29, 33	315-245D	59
04-003	75, 83	110192	77, 79, 85, 87	310-224D	29, 31, 33, 35, 37, 39	315-246D	59
04-004	75, 83	120050	77, 79, 85, 87	310-248S	37	315-247D	59
040335	77, 85	120126	73	310-251D	55, 59	315-248D	59
040343	73	130006	77, 79, 85, 87	310-251S	27, 39	315-270H	57
040345	73	130028	77, 79, 85, 87	310-252D	55, 59	315-271H	57
040491	79, 87	130146	73	310-300D	33, 35, 37	315-274H	13
041065	19, 23	130556	95	310-312D	29, 33	315-275H	43, 45
041068	23	134953	95	310-319H	47	315-276H	41
041180	25	135995	95	310-328D	49, 61	315-277H	13
041577	21	140000	77, 79, 85, 87	310-331D	41, 43, 45, 75, 83	315-281H	47
043487	25	140004	73	310-348S	33, 35, 37	315-282H	47, 53, 55
044321	19, 21, 23	140017	77, 79, 85, 87	310-352S	39	315-291S	51, 53, 57
044439	19, 23	140033	77, 85, 87	310-353D	27, 29, 31, 33, 35, 37, 39	315-292S	57, 63
044444	21	140047	77, 79, 85, 87	310-354D	27, 29, 31, 33, 35, 37, 39	315-294S	57
045790	25	140055	73	310-359D	55, 59	315-299H	57
045793	25	1497	91	310-361D	33, 35, 37	315-300H	51
047825	25	16-013	75, 83	310-454D	37	315-301H	57
048755	19	168556	25	310-455D	27, 39	315-302H	63
05-002	75, 83	172-242D	27, 29, 31, 33, 35, 37, 39	310-457D	27, 37, 39	315-333H	53
05-005	75, 83	172762	21	310-533D	47	315-334H	53
050170	73, 77, 79, 85, 87	175-060D	7	310-630D	37	315-369H	13
050172	73, 77, 79, 85, 87	175-061D	7			315-375S	35, 37
050195	77, 79, 85, 87	18-010	75			315-377S	31, 39
050197	77, 79, 85, 87	18-021	83			315-391H	41
051551	25	180909	23			315-392H	43, 45
053313	19, 23, 25	186561	95			315-393H	59
06-012	75, 83	196837	19, 23			315-394H	59
060127	77, 79, 85, 87					315-395H	59

## Table of Contents    Part Number Index



## Part Number Index (continued)

Part Number	Page	Part Number	Page	Part Number	Page	Part Number	Page
315-396H	59	392048	23	802-051C	27, 29, 31, 33,	803-169C	59
315-397H	55	392049	23		35, 37, 39	803-228C	27, 29, 31, 39
315-399D	53	3M3406	93	802-055C	43, 45	803-231C	47
315-399S	55, 59	401-372D	13	802-058C	57	803-293C	41
315-400S	59	491672	95	802-060C	13	804-006C	41, 91
315-401H	55	492107	15	802-074C	13	804-009C	73
315-402S	59	492222	95	802-075C	13	804-011C	55, 59
315-409D	47	492647	95	802-079C	53, 55, 57, 59, 91	804-012C	53, 57, 91
315-411H	41	492650	95	802-091C	7, 41, 43, 45	804-013C	47, 53, 55, 57,
315-449H	13	492688	95	802-095C	13, 51, 63		59, 91
315-452E	13	492724	95	802-114C	13	804-014C	27, 29, 31, 33,
315-453E	13	494768	95	802-125C	15		35, 37, 39
315-459A	13	4M3102	93	802-152C	7, 11	804-015C	7, 17, 41, 43, 45,
315-478D	41	506-4R-I	67	802-159C	73		49, 55, 59, 61
315-479D	61, 63	518081	15	802-203C	41, 43, 45	804-016C	7, 13, 41, 43, 45
315-480D	61, 63	53-164	65	802-204C	11	804-019C	13
315-481D	47	53-182	65	802-205C	13	804-022C	27, 29, 31, 33,
315-484D	53, 55	53-189	65	802-226C	59		35, 37, 39, 41,
315-485D	11	5M3120	93	802-228C	27, 29, 31, 33,		43, 45, 57
315-486D	11	645004	95		35, 37, 39	804-023C	13
315-487D	7	6M3118	93	802-229C	27, 29, 31, 33,	804-025C	7, 11, 15, 29, 33
315-488D	43, 45	7M3320	93		35, 37, 39	804-027C	13
315-492D	91	8.0.1.00025	69	802-235C	13	804-028C	13
315-493D	29, 31, 39	8.0.1.00870	71	802-237C	27, 29, 31, 33,	804-029C	41, 43, 45
315-494A	59	8.0.9.00026	69, 71, 81, 89		35, 37, 39	804-093C	27, 29, 31, 33,
315-494D	27, 29, 31, 39	8.0.9.00102	81, 89	802-246C	41, 43, 45		35, 37, 39
315-498H	59	8.1.1.00045	71	802-305C	55, 59	804-110C	27, 31, 33, 35,
315-499H	59	8.1.1.00073	71	802-308C	91		37, 39
315-500H	59	8.1.1.00090	69	802-350C	49, 61	805-004C	7, 91
315-543D	55	8.1.1.00501	81, 89	802-360C	13	805-017C	41, 43, 45, 75, 83
315-544D	55	8.2.2.01144	81, 89	802-370C	11, 43, 45	805-023C	7
315-618D	47	8.3.2.00409	81, 89	802-384C	33, 35, 37	805-045C	7, 11, 15
315-743D	91	8.3.3.00384	71	802-443C	29, 33	805-065C	55, 59
315-753D	13	8.3.6.00020	71	802-444C	17	805-081C	13
315-754D	13	8.4.1.00021	71	802-447C	27, 29, 31, 39	805-088C	7, 91
315-768D	13	8.4.1.00232	69	802-451C	91	805-109C	13
315-776D	47	8.4.7.00516	81, 89	802-458C	17	805-126C	49, 51, 53, 55,
315-789D	47	8.5.1.00005	69, 71	802-567C	27, 29, 31, 33,		57, 59, 61, 63
319624	21	8.5.1.00680	81, 89		35, 37, 39	805-142C	11
338531	25	8.5.2.00131	81, 89	802-695C	33, 35, 37	805-161C	53, 55
341953	25	8.5.3.00955	81, 89	802-696C	27, 29, 31, 39	805-177C	57
355154	19, 23	8.6.5.00006	69, 71, 81, 89	8026	91	805-228C	7
355155	21	8.6.6.00201	69	803-005C	41	806-047C	53
365305	19, 21, 23	8.6.7.00269	77, 85, 87	803-006C	29, 33, 91	807-023C	91
366862	21	8.7.0.00744	81, 89	803-007C	7, 11, 43, 45	807-026C	7, 11
377234	19, 23	8.7.3.00028	69	803-013C	13	807-068C	27, 29, 31, 33,
377240	19, 23	8.7.3.00055	69, 71, 81, 89	803-014C	27, 29, 31, 33,		35, 37, 39
377335	21	8.7.3.00071	71		35, 37, 39, 47,	807-176C	41
380371	19, 21, 23	8.7.3.00081	81, 89		53, 55, 57, 59,	808-073C	27, 29, 31, 33,
380905	19, 23	800-001C	7, 15, 27, 37, 39,		91, 95		35, 37, 39
380906	21		53, 55, 57, 59	803-018C	49, 55, 59, 61	808-075C	27, 29, 31, 33,
381495	25	800-060C	91	803-019C	47		35, 37, 39
381908	19, 21, 23	800-075C	29, 33	803-020C	41, 43, 45	808-182C	41, 43, 45
381957	25	800-080C	7, 11, 43, 45	803-021C	43, 45, 57	808-336C	41, 43, 45
382701	21	800-099C	27, 29, 31, 33,	803-022C	27, 29, 31, 33,	810-005C	7, 91
382710	21		35, 37, 39		35, 37, 39, 41,	810-150C	11, 91, 93, 95
384488	19	800-114C	47		43, 45	810-177C	93
384517	21	800-115C	47	803-024C	27, 29, 31, 33,	810-178C	93
385365	23	800-116C	47		35, 37, 39	811-119C	91
386163	21	800-136C	11	803-025C	51, 63	811-170C	91
386424	23	800-157C	31, 35, 37, 39	803-026C	11	811-320C	83
388954	21	800-163C	47	803-027C	13	811-332C	91
388957	21	800-193C	31, 35, 37, 39	803-031C	13	811-394C	91
389961	21	801-018C	41	803-037C	41, 43, 45	811-438C	91
389965	19	801-023C	95	803-038C	13	811-441C	91
390001	23	802-005C	41	803-053C	15	811-442C	91
390002	19	802-017C	47, 53, 57	803-114C	33, 35, 37, 47	811-443C	91
390404	19, 21, 23	802-024C	53	803-115C	27, 29, 31, 33,	811-444C	91
392045	19	802-034C	41, 43, 45		35, 37, 39	811-445C	91
392046	19	802-041C	47	803-148C	13	811-447C	91
392047	23			803-159C	15	811-495C	91



# Part Number Index (continued)

Part Number	Page	Part Number	Page	Part Number	Page
811-694C	91	826-124C	17, 69	dwg16679	55
814-071C	49, 65	826-125C	17, 21	dwg16680	59
814-117C	61, 65	826-126C	17, 23	dwg17278	27
814-118C	15	826-127C	17, 19	dwg17279	39
814-144C	51, 63, 67	826-205C	41, 45, 77	dwg17280	37
814-172C	55, 59, 67	826-206C	43, 85	dwg17590	97
814-191C	51, 63	826-274C	17, 73	dwg18259	73
815-001C	15	826-295C	41, 45, 75, 79	dwg18641	79
815-104C	15	826-296C	43, 87	dwg18948	87
816-014C	15	826-326C	43, 89	dwg19549	89
816-142C	27, 29, 31, 33, 35, 37, 39	826-327C	41, 45, 75, 81	dwg19550	81
816-298C	41	827-001C	49, 51, 53, 55, 57	dwg25899	95
817-048C	53, 57	827-002C	49, 51	GS-3	67
817-050C	41, 43, 45	827-056C	55, 59	HSS-34	67
817-082C	47	838-036C	97	N/A	95
817-151C	53, 55, 57	890-005C	11	TR-412	15
817-152C	53, 55, 57	890-118C	13	U0.195.7101.00	81, 89
817-192C	47	890-182C	13		
817-195C	47	890-202C	55, 59		
817-259C	47	890-219C	33, 35, 37		
818-019C	99	890-322C	27, 29, 31, 39		
818-045C	99	890-323C	33, 35, 37		
818-055C	41, 99	890-324C	27, 29, 31, 39		
818-130C	99	890-325C	33, 35, 37		
818-138C	97	890-326C	27, 29, 31, 39		
818-165C	97	890-331C	11, 43, 45		
818-187C	99	890-332C	9		
818-190C	97	890-337C	9		
818-229C	99	890-589C	9		
818-230C	99	890-614C	15		
818-238C	49, 61	890-700C	33, 35, 37		
818-293C	99	890-701C	27, 29, 31		
818-298C	97	990-109R	31, 35, 37, 39		
818-337C	99	A.248.500	81, 89		
818-339C	99	A.259.500	71		
818-351C	99	A244.501	81, 89		
818-353C	99	dwg10499	67		
818-448C	21, 97	dwg10500	51		
818-449C	23, 97	dwg10501	63		
818-450C	19, 97	dwg10504	99		
818-456C	99	dwg10600	25		
818-488C	97	dwg10891	83		
818-540C	19, 21, 23, 99	dwg11421	93		
818-543C	99	dwg11787	71		
818-552C	19, 21, 23, 99	dwg12645	15		
818-555C	99	dwg12647	11		
818-556C	99	dwg12648	53		
818-557C	99	dwg12652	47		
818-558C	99	dwg12653	17		
818-559C	97	dwg12656	61		
818-560C	97	dwg12659	69		
818-561C	99	dwg12660	21		
818-567C	97	dwg12661	23		
818-680C	97	dwg12691	9		
818-713C	97	dwg12700	49		
818-892C	97	dwg12735	75		
818-919C	97	dwg12829	29		
822-006C	27, 29, 31, 33, 35, 37, 39	dwg12830	33		
822-030C	15	dwg12887	19		
822-045C	67	dwg13562	91		
822-050C	67	dwg13629	65		
822-080C	15	dwg13785	13		
822-161C	27, 29, 31, 33, 35, 37, 39	dwg14474	7		
822-166C	69, 71, 75, 81, 83, 89	dwg15934	85		
826-085C	43, 83	dwg16506	77		
826-097C	17, 71	dwg16511	31		
826-123C	41, 45, 75	dwg16522	35		
		dwg16523	41		
		dwg16524	43		
		dwg16525	45		
		dwg16526	57		

***This Page Intentionally Left Blank***



Great Plains Manufacturing, Inc.

Corporate Office: P.O. Box 5060  
Salina, Kansas 67402-5060 USA

[www.landpride.com](http://www.landpride.com)

---